



EU PRICES of COW'S RAW MILK in EURO/100 kg

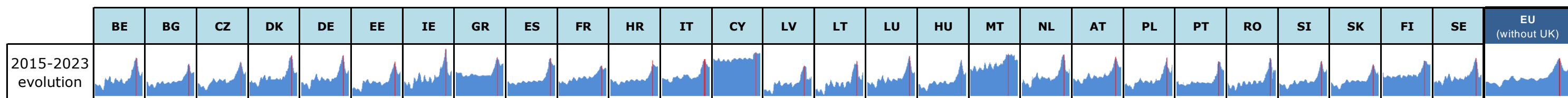
Source: Regulation (EU) No 2017/1185 Article 12(a) - Annex II.4(a) (prices of raw milk at real fat and protein content paid to milk producers)

	Belgium	Bulgaria	Czech Rep.	Denmark	Germany	Estonia	Ireland	Greece	Spain	France	Croatia	Italy	Cyprus	Latvia	Lithuania	Luxembourg	Hungary	Malta	Netherlands	Austria	Poland	Portugal	Romania	Slovenia	Slovakia	Finland	Sweden	EU (without UK)	% EU (without UK) compared to previous month (*)	
2021m07	35.13	32.51	33.61	37.51	36.55	30.82	37.20	37.83	32.43	37.42	32.49	37.21	56.97	30.43	29.16	c	30.57	57.33	37.50	38.83	32.68	29.76	30.42	31.54	31.62	37.02	37.76	35.99	+ 0.6%	Jul-21
2021m08	35.73	32.65	34.10	36.44	36.55	31.00	39.23	38.92	32.82	38.12	32.73	37.25	57.48	30.92	30.97	c	31.11	57.45	37.75	39.16	33.39	29.87	31.34	32.18	31.81	37.83	38.75	36.41	+ 1.1%	Aug-21
2021m09	36.46	33.40	34.79	38.06	37.51	31.78	42.44	39.56	33.20	38.71	34.24	37.25	57.83	31.87	33.90	c	32.01	60.04	38.00	39.85	34.52	30.07	32.30	33.00	32.75	40.26	39.44	37.29	+ 2.4%	Sep-21
2021m10	38.64	34.61	35.42	39.52	39.28	32.71	46.52	40.75	34.27	39.41	35.07	37.33	58.49	33.15	37.47	c	32.28	62.76	39.50	41.08	36.10	31.49	33.49	33.90	33.57	40.60	40.96	38.68	+ 3.7%	Oct-21
2021m11	40.67	35.67	36.93	39.53	41.07	34.10	48.65	41.34	35.15	39.71	35.04	38.98	58.47	35.85	40.10	c	32.98	62.50	41.25	42.03	38.17	31.74	35.39	34.79	34.53	42.03	41.63	40.03	+ 3.5%	Nov-21
2021m12	45.05	36.77	38.00	43.70	42.25	35.78	48.46	42.99	35.34	39.93	35.23	39.50	58.47	39.71	42.85	c	33.94	62.26	43.72	44.16	40.18	31.89	35.92	35.33	35.47	41.91	43.29	41.28	+ 3.1%	Dec-21
2022m01	45.13	37.61	39.82	43.68	43.03	38.67	46.03	44.22	36.02	40.73	36.14	39.89	58.22	41.72	44.23	c	36.01	62.00	45.00	42.40	40.09	34.19	40.41	35.93	37.18	42.38	42.90	41.81	+ 1.3%	Jan-22
2022m02	45.61	37.99	40.91	43.68	44.25	40.30	47.59	45.46	36.70	41.18	35.96	40.56	58.36	42.67	45.94	c	37.28	61.92	45.00	43.20	40.62	34.15	39.63	36.87	38.10	42.15	43.01	42.50	+ 1.7%	Feb-22
2022m03	47.68	38.57	40.63	46.23	47.98	41.21	48.95	46.79	37.18	40.94	37.66	40.56	57.68	43.44	47.62	c	37.02	63.54	46.50	44.26	41.44	34.16	40.74	38.16	38.84	43.93	44.71	43.92	+ 3.3%	Mar-22
2022m04	48.81	39.69	42.86	46.78	49.69	42.64	51.28	47.95	40.68	42.58	38.93	45.93	57.52	45.21	51.04	c	38.89	62.51	48.50	45.96	45.17	37.85	42.41	40.63	39.64	46.01	45.97	46.23	+ 5.3%	Apr-22
2022m05	51.56	40.14	43.48	50.67	51.73	43.88	53.61	49.60	41.84	43.12	39.81	47.17	57.52	47.26	52.72	c	39.68	61.97	52.50	47.54	46.49	38.22	42.40	42.14	40.38	46.99	47.70	47.99	+ 3.8%	May-22
2022m06	54.86	40.82	44.46	55.65	51.73	45.78	55.45	51.90	42.52	43.84	41.09	48.19	57.04	48.60	51.88	c	40.42	61.90	56.50	47.97	49.24	38.19	44.58	43.92	41.86	47.39	49.77	49.40	+ 2.9%	Jun-22
2022m07	55.50	42.12	45.99	57.78	54.40	46.74	57.78	54.43	44.95	44.12	41.18	48.19	57.26	49.61	51.24	c	42.42	61.68	60.00	51.11	49.50	40.14	49.10	45.72	43.60	49.26	52.24	51.08	+ 3.4%	Jul-22
2022m08	56.22	43.32	47.10	58.88	56.19	48.02	59.73	56.09	46.21	44.85	43.22	50.98	62.09	49.77	51.23	c	45.22	61.90	60.00	52.37	50.88	40.49	46.07	47.86	45.28	50.12	53.85	52.37	+ 2.5%	Aug-22
2022m09	57.98	45.87	48.63	58.90	58.59	50.05	64.29	58.12	48.06	46.28	44.28	54.34	62.90	49.26	52.65	c	47.90	63.36	61.25	54.83	53.18	43.72	53.02	50.88	47.12	52.84	54.85	54.53	+ 4.1%	Sep-22
2022m10	59.06	50.06	50.50	59.96	60.56	51.89	68.47	58.96	53.98	48.26	49.38	55.35	63.90	49.21	55.25	c	48.92	62.95	62.25	57.08	54.73	52.01	53.82	53.60	49.33	55.41	56.70	56.64	+ 3.9%	Oct-22
2022m11	58.29	51.23	52.89	61.43	61.55	53.21	69.24	59.61	56.99	48.85	48.41	55.35	64.42	49.05	54.62	c	52.51	62.67	62.25	58.88	58.36	54.38	58.48	54.95	50.78	55.58	58.33	57.77	+ 2.0%	Nov-22
2022m12	58.13	51.75	54.28	61.45	61.72	54.42	68.18	57.30	57.96	49.51	55.89	57.40	64.33	48.33	50.94	c	54.55	61.67	62.51	59.78	59.39	54.85	58.56	55.40	51.38	55.18	58.43	58.25	+ 0.8%	Dec-22
2023m01	53.77	51.16	54.33	60.36	58.29	52.22	59.34	57.75	58.16	49.80	51.67	57.17	65.06	42.89	44.37	c	56.49	61.04	60.00	58.92	51.59	54.37	58.27	53.73	51.05	54.79	55.90	55.74	- 4.3%	Jan-23
2023m02	49.12	49.45	52.88	57.36	54.08	49.18	54.38	56.12	58.54	49.95	51.47	57.40	65.36	34.01	36.84	c	56.32	60.55	56.00	57.46	48.06	54.13	56.85	51.49	49.70	55.07	54.01	53.34	- 4.3%	Feb-23
2023m03	45.67	47.57	49.89	53.32	49.74	47.73	45.84	54.25	57.77	48.51	51.11	54.86	64.69	34.37	38.17	c	53.06	61.27	50.50	55.62	47.66	53.92	53.56	48.78	48.47	55.22	51.06	50.27	- 5.7%	Mar-23
2023m04	43.61	43.63	48.45	47.24	46.54	45.21	41.66	52.38	54.37	46.93	50.68	53.73	64.26	34.72	37.92	c	50.04	61.76	44.75	54.48	46.72	53.56	48.05	46.08	46.31	54.73	46.13	47.52	- 5.5%	Apr-23
2023m05	41.89	42.28	45.78	43.76	44.30	42.61	40.79	50.53	52.72	45.37	50.33	51.60	63.95	34.39	35.78	c	46.27	62.20	43.25	51.97	45.62	49.35	35.14	43.75	44.42	52.50	41.75	45.49	- 4.3%	May-23
2023m06	38.99	40.97	43.16	41.75	41.97	40.96	39.43	49.85	51.84	45.63	49.69	51.60	63.59	33.89	34.44	c	43.70	56.18	43.25	50.67	43.12	48.22	42.18	42.53	42.51	51.56	36.63	44.27	- 2.7%	Jun-23
2023m07	38.70	41.42	41.03	41.61	40.97	40.43	38.75	49.98	51.46	45.90	49.27	51.05	63.56	34.08	34.10	c	40.44	56.41	43.25	48.73	42.16	45.96	44.43	42.12	41.17	51.15	36.65	43.73	- 1.2%	Jul-23
2023m08	38.04	41.46	40.04	41.60	40.98	39.73	38.32	51.48	50.29	46.49	48.68	49.46	63.54	36.00	33.87	c	39.32	56.08	43.25	48.59	41.72	45.95	44.98	42.73	40.84	51.31	36.41	43.52	- 0.5%	Aug-23
2023m09	38.66	41.76	39.92	41.58	41.35	40.35	40.01	51.02	50.00	46.83	48.42	48.68	63.89	34.17	35.16	c	39.80	57.25	41.45	47.44	41.09	46.39	41.68	42.76	40.87	49.50	36.53	43.41	- 0.3%	Sep-23
2023m10	40.56	42.14	40.71	41.69	42.99	41.14	42.34	51.83	50.19	47.45	48.77	48.33	63.81	35.25	38.93	c	40.64	56.61	41.00	47.88	43.74	44.64	44.18	43.55	41.74	50.66	38.93	44.40	+ 2.3%	Oct-23
2023m11	42.17	42.46	41.99	41.70	44.34	42.06	43.41	52.28	50.68	47.38	48.78	48.55	64.16	36.81	41.96	c	42.08	56.40	42.25	48.32	47.74	44.70	44.77	44.73	43.18	51.53	39.16	45.45	+ 2.4%	Nov-23
2023m12	42.80	42.60	42.69	42.65	44.34	43.00	44.06	52.50	50.68	46.87	49.09	48.55	64.16	37.37	42.00	c	41.80	56.40	46.31	49.00	50.76	44.70	44.86	45.57	39.59	51.60	39.75	46.14	+ 1.5%	Dec-23

 : Estimations DG AGRI-E3
 n/a: not provided by MS
 : Estimations based on National statistics
 c: confidential
 : Prices "estimated" by MS (indicator of price movement, not to be relied upon to forecast prices)

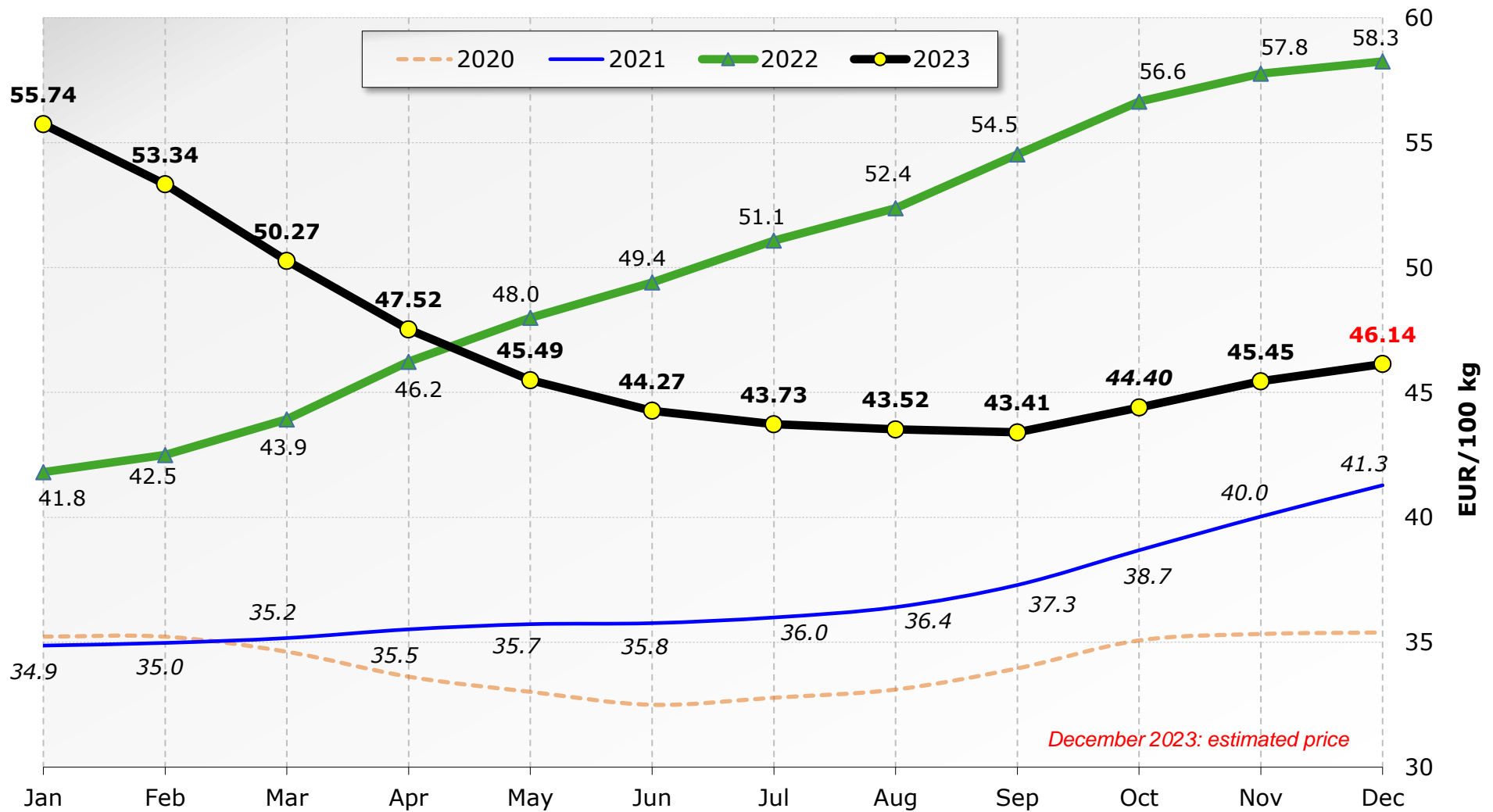
Price of Nov 23 compared to :

	BE	BG	CZ	DK	DE	EE	IE	GR	ES	FR	HR	IT	CY	LV	LT	LU	HU	MT	NL	AT	PL	PT	RO	SI	SK	FI	SE	EU (without UK)
Oct 23	+ 4.0%	+ 0.8%	+ 3.1%	+ 0.0%	+ 3.1%	+ 2.2%	+ 2.5%	+ 0.9%	+ 1.0%	- 0.1%	+ 0.0%	+ 0.5%	+ 0.5%	+ 4.4%	+ 7.8%	-	+ 3.5%	- 0.4%	+ 3.0%	+ 0.9%	+ 9.1%	+ 0.1%	+ 1.3%	+ 2.7%	+ 3.4%	+ 1.7%	+ 0.6%	+ 2.4%
Nov 22	- 27.7%	- 17.1%	- 20.6%	- 32.1%	- 28.0%	- 21.0%	- 37.3%	- 12.3%	- 11.1%	- 3.0%	+ 0.8%	- 12.3%	- 0.4%	- 25.0%	- 23.2%	-	- 19.9%	- 10.0%	- 32.1%	- 17.9%	- 18.2%	- 17.8%	- 23.4%	- 18.6%	- 15.0%	- 7.3%	- 32.9%	- 21.3%



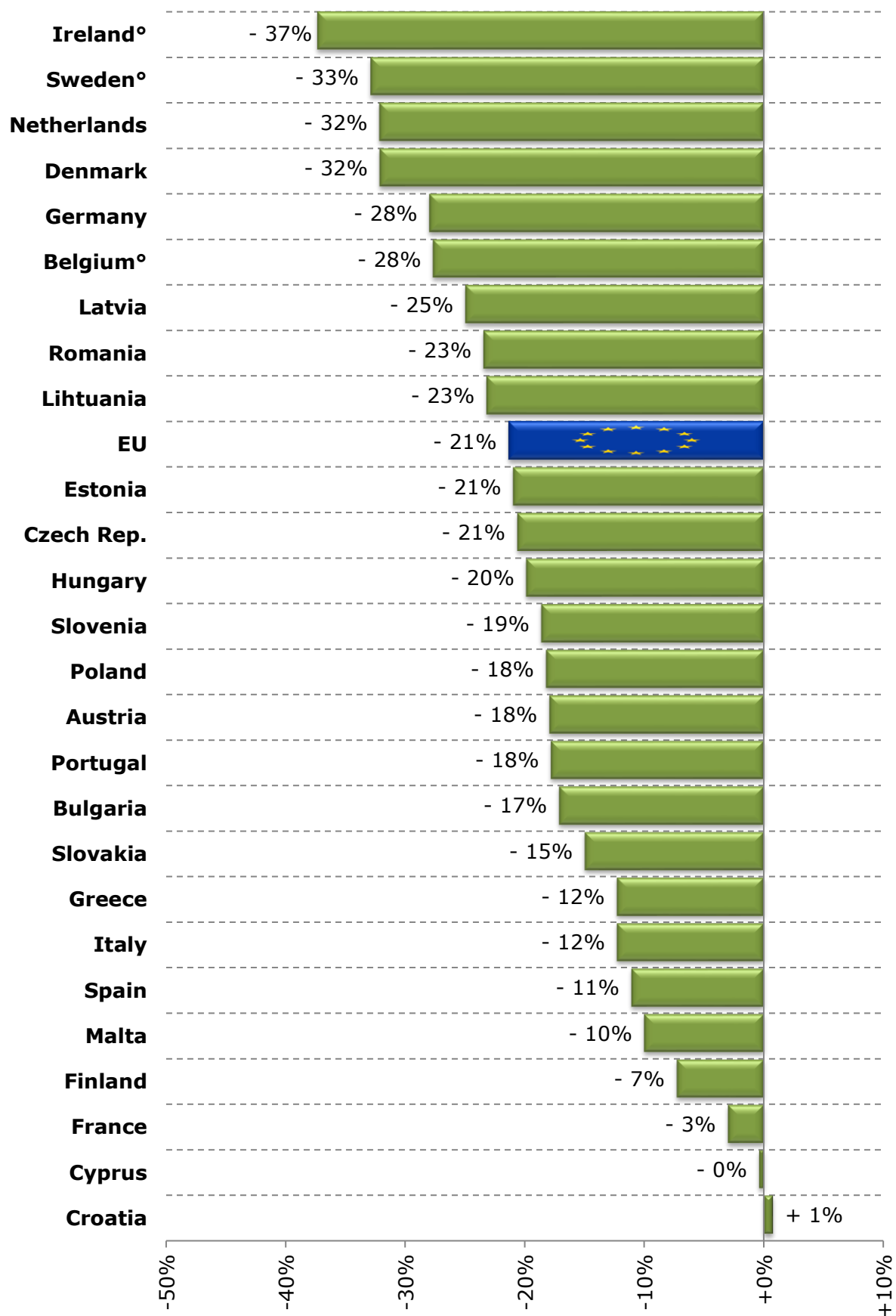
Red lines show maximum values

Milk Prices paid to the Producers EU (weight. avg.)



Source : Member States Reg. (EU) No 2017/1185 Article 12(a) - Annex II.4(a))

Raw Milk Price evolution in November 2023 compared to November 2022

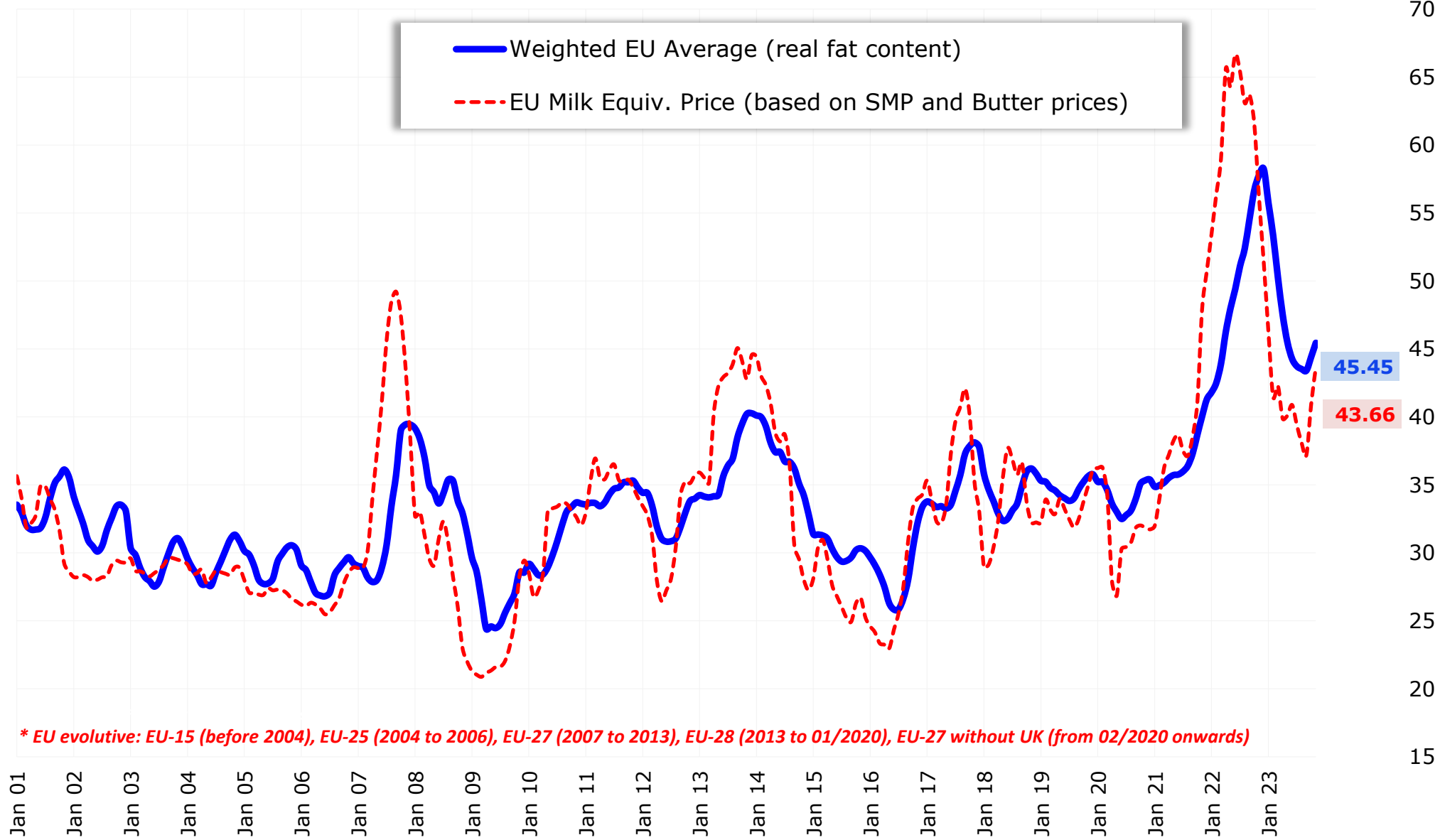


[°] : estimated figures for Nov 2023

Source : Member States (Reg. (EU) No 2017/1185 Article 12(a) - Annex II.4(a))

EU evolutive* Raw Milk Prices Evolution (up to Nov 2023)

EUR/100 kg



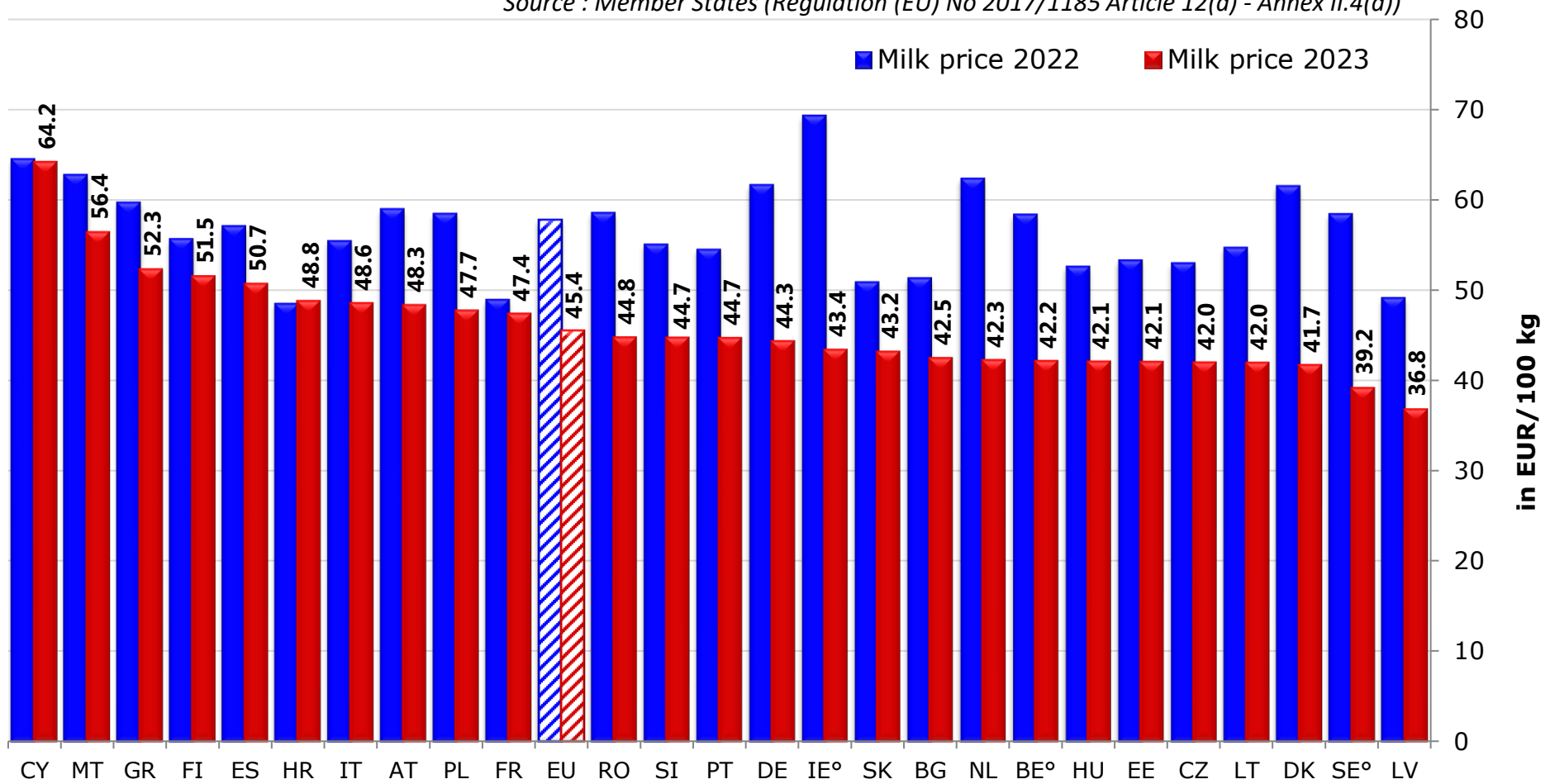
* EU evolutive: EU-15 (before 2004), EU-25 (2004 to 2006), EU-27 (2007 to 2013), EU-28 (2013 to 01/2020), EU-27 without UK (from 02/2020 onwards)

Source : MS' communications under Reg. (EU) No 2017/1185 Article 12(a) - Annex II.4(a)

EU MILK PRICES

(Nov 2023 vs Nov 2022)

Source : Member States (Regulation (EU) No 2017/1185 Article 12(a) - Annex II.4(a))



[°] : estimated figures for Nov 2023

EU Organic cow's milk prices

November 2023

Source : Member States (Regulation (EU) No 2017/1185 Article 12(a) - Annex II.4(a))

