



EU PRICES of COW'S RAW MILK in EURO/100 kg

Source: Regulation (EU) No 2017/1185 Article 12(a) - Annex II.4(a) (prices of raw milk at real fat and protein content paid to milk producers)

	Belgium	Bulgaria	Czech Rep.	Denmark	Germany	Estonia	Ireland	Greece	Spain	France	Croatia	Italy	Cyprus	Latvia	Lithuania	Luxembourg	Hungary	Malta	Netherlands	Austria	Poland	Portugal	Romania	Slovenia	Slovakia	Finland	Sweden	EU (without UK)	% EU (without UK) compared to previous month (%)	
2019m07	31.12	29.66	32.83	34.16	32.93	30.34	31.08	37.93	31.07	35.92	32.44	39.16	57.01	28.44	26.21	c	29.83	50.55	35.00	35.97	30.78	30.17	28.43	31.74	31.99	37.62	34.02	33.82	-0.6%	Jul-19
2019m08	31.50	29.78	32.39	34.18	33.01	30.06	31.95	37.93	31.36	36.75	32.41	39.58	56.92	28.37	26.13	c	30.13	51.60	35.00	35.45	30.12	30.21	28.96	32.02	31.67	37.94	33.37	34.02	+0.6%	Aug-19
2019m09	32.69	30.30	32.56	34.03	33.88	30.30	34.48	38.72	31.65	37.83	32.95	39.69	57.20	28.41	27.52	c	30.24	52.12	35.00	35.97	30.41	30.55	29.77	32.65	32.26	38.69	34.30	34.70	+2.0%	Sep-19
2019m10	33.48	31.02	33.27	34.01	34.65	30.54	36.61	38.21	32.14	37.94	33.65	39.69	57.98	28.68	29.36	c	31.63	52.10	34.75	36.43	31.42	30.80	31.65	33.65	32.68	39.84	35.01	35.23	+1.5%	Oct-19
2019m11	34.15	31.54	33.95	33.99	35.19	30.89	37.29	38.48	33.01	37.77	34.06	39.23	58.33	29.70	30.21	c	31.99	53.78	35.50	36.95	32.85	30.83	32.68	34.05	33.03	39.74	35.46	35.64	+1.2%	Nov-19
2019m12	35.36	31.75	34.25	34.80	35.29	31.32	36.52	38.89	32.82	37.57	34.35	38.70	58.45	30.10	30.62	c	32.64	52.36	36.41	37.31	33.33	30.77	32.98	34.16	33.13	39.02	36.08	35.77	+0.4%	Dec-19
2020m01	34.33	31.96	34.58	34.79	34.92	31.30	34.67	38.82	32.62	37.12	34.44	37.49	58.57	30.21	30.84	c	32.55	49.47	33.75	36.70	32.76	30.85	32.48	33.68	33.23	38.81	35.21	35.02	-2.1%	Jan-20
2020m02	33.82	32.00	34.48	35.74	34.79	31.44	34.86	38.85	32.62	36.74	34.01	37.51	58.52	30.65	31.15	c	31.99	49.06	36.50	37.29	32.54	30.41	32.85	32.97	33.28	38.94	34.90	35.22	+0.6%	Feb-20
2020m03	31.90	32.00	32.43	35.74	34.88	31.42	31.66	38.77	32.33	36.14	33.29	36.61	58.17	30.72	31.09	c	31.08	48.88	36.25	37.20	31.17	30.40	32.33	32.63	33.21	38.98	34.90	34.62	-1.7%	Mar-20
2020m04	30.37	31.33	30.82	34.84	34.05	30.35	30.01	38.76	32.23	35.14	33.03	35.61	57.83	28.53	28.21	c	29.72	49.14	35.00	37.19	29.55	30.42	31.74	30.72	32.89	38.94	34.84	33.62	-2.9%	Apr-20
2020m05	29.81	31.20	29.87	34.86	32.52	28.42	30.59	38.48	31.94	35.45	32.89	36.06	57.51	25.60	25.37	c	29.37	48.99	33.00	36.39	29.40	30.04	29.89	30.00	32.08	38.71	34.52	33.02	-1.8%	May-20
2020m06	29.58	30.98	30.24	34.07	31.72	27.47	31.76	38.51	31.75	34.54	32.63	34.64	57.73	25.50	24.73	c	29.12	50.48	32.50	36.24	29.62	29.92	29.19	30.10	31.84	37.77	34.32	32.50	-1.6%	Jun-20
2020m07	29.56	30.94	30.26	34.11	31.83	27.71	32.83	38.48	31.55	35.38	32.49	34.64	56.82	26.48	25.49	c	28.59	50.18	33.00	36.24	29.84	29.64	29.70	30.16	31.62	37.51	33.87	32.78	+0.9%	Jul-20
2020m08	29.47	31.16	30.74	34.11	32.02	27.58	33.89	38.51	31.55	35.40	32.39	34.56	57.15	26.91	26.16	c	28.83	50.83	34.00	37.26	30.79	29.74	29.73	30.26	31.59	37.83	34.06	33.11	+1.0%	Aug-20
2020m09	30.56	31.16	30.49	34.67	33.25	28.36	36.61	38.56	31.17	36.71	32.84	34.98	56.73	27.55	28.15	c	28.52	51.57	33.75	38.32	31.38	30.24	30.05	30.97	31.75	39.06	35.02	33.95	+2.6%	Sep-20
2020m10	31.68	31.77	30.64	35.61	34.70	28.90	39.14	38.58	32.72	37.77	33.56	35.49	58.00	28.29	30.53	c	29.40	52.48	34.25	39.36	32.51	30.37	32.21	31.68	32.38	39.74	36.25	35.07	+3.3%	Oct-20
2020m11	31.89	32.14	31.99	35.59	35.05	29.50	39.14	38.64	33.11	36.87	33.99	35.82	58.50	28.89	31.52	c	30.27	51.89	34.25	40.07	34.51	30.57	32.50	32.30	32.39	39.89	37.88	35.33	+0.7%	Nov-20
2020m12	32.59	32.47	32.51	33.73	35.11	29.60	37.49	38.88	32.91	37.04	34.43	35.90	58.75	29.54	31.62	c	30.70	51.37	35.19	41.41	34.69	30.68	32.43	31.34	32.38	39.58	37.93	35.39	+0.2%	Dec-20
2021m01	32.87	32.54	32.76	33.74	34.71	29.66	35.64	38.55	33.01	36.94	33.87	35.97	58.67	29.18	31.41	c	30.78	53.03	34.25	39.32	32.91	30.39	32.44	31.95	32.17	38.84	36.68	34.87	-1.5%	Jan-21
2021m02	32.87	32.66	33.17	34.29	34.66	29.92	37.20	38.67	32.82	36.48	33.75	36.07	58.80	29.64	31.97	c	30.93	51.46	35.00	39.04	33.00	29.97	32.70	31.65	31.96	38.98	36.77	34.97	+0.3%	Feb-21
2021m03	34.15	32.68	32.86	35.91	35.58	30.47	37.10	38.86	32.72	35.89	33.79	36.00	58.19	29.97	32.18	c	30.57	55.71	35.25	38.16	32.84	30.01	33.03	31.57	32.22	39.46	36.79	35.17	+0.6%	Mar-21
2021m04	35.27	32.43	33.25	37.25	35.96	31.08	36.61	38.76	32.62	36.49	33.45	36.00	57.78	30.53	31.92	c	30.98	55.58	36.00	38.12	33.10	30.01	30.76	31.72	32.24	38.64	38.13	35.52	+1.0%	Apr-21
2021m05	35.56	32.44	33.81	37.79	35.86	31.28	37.49	38.72	32.52	36.28	33.19	35.96	57.22	30.41	31.25	c	31.20	54.77	37.50	38.59	33.34	29.95	31.21	31.48	31.99	38.02	39.33	35.72	+0.6%	May-21
2021m06	35.11	32.43	34.03	37.52	35.98	31.04	37.39	38.74	32.23	36.64	32.79	35.96	57.30	30.41	30.12	c	31.16	56.35	38.00	38.21	33.22	29.89	30.28	31.19	31.82	37.27	39.23	35.77	+0.1%	Jun-21
2021m07	35.13	32.51	33.61	37.51	36.55	30.82	37.20	37.83	32.43	37.42	32.49	37.21	56.97	30.43	29.16	c	30.57	57.33	37.50	38.83	32.68	29.76	30.42	31.54	31.62	37.02	37.76	35.99	+0.6%	Jul-21
2021m08	35.73	32.65	34.10	36.44	36.55	31.00	39.23	38.92	32.82	38.12	32.73	37.25	57.48	30.92	30.97	c	31.11	57.45	37.75	39.16	33.39	29.87	31.34	32.18	31.81	37.83	38.75	36.41	+1.1%	Aug-21
2021m09	36.46	33.40	34.79	38.06	37.51	31.78	42.44	39.56	33.20	38.71	34.24	37.25	57.83	31.87	33.90	c	32.01	60.04	38.00	39.85	34.52	30.07	32.30	33.00	32.75	40.26	39.44	37.29	+2.4%	Sep-21
2021m10	38.64	34.61	35.42	39.52	39.28	32.71	46.52	40.75	34.27	39.41	35.07	37.33	58.49	33.15	37.47	c	32.28	62.76	39.50	41.08	36.10	31.49	33.49	33.90	33.57	40.60	40.96	38.68	+3.7%	Oct-21
2021m11	41.06	35.67	36.93	39.53	41.07	34.10	48.65	41.34	35.15	39.71	35.04	38.98	58.47	35.85	40.10	c	32.98	62.50	41.25	42.03	38.17	31.74	35.39	34.79	34.53	42.03	41.63	40.04	+3.5%	Nov-21
2021m12	45.58	36.77	38.00	42.49	42.25	35.78	48.46	42.99	35.34	39.93	35.23	39.50	58.47	39.71	42.85	c	33.94	62.26	43.72	44.16	40.18	31.89	35.92	35.33	35.47	41.91	43.29	41.25	+3.0%	Dec-21
2022m01	45.73	37.61	39.82	43.68	43.02	38.67	49.03	44.22	36.02	40.73	36.14	39.89	58.22	41.72	44.23	c	36.01	62.00	45.00	42.40	40.09	34.19	40.41	35.93	37.18	42.38	42.90	42.00	+1.8%	Jan-22
2022m02	48.25	37.85	40.08	43.68	43.02	40.00	49.33	44.30	36.02	41.69	36.19	39.89	58.22	42.02	43.74	c	36.31	62.00	45.00	42.80	40.02	34.19	40.44	36.56	35.62	42.30	42.16	42.25	+0.6%	Feb-22

Estimations DG AGRI-G3

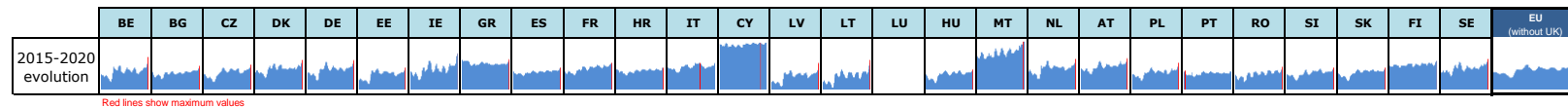
Estimations based on National statistics

c: confidential

"estimated" prices by MS (indicator of price movement, not to be relied upon to forecast prices)

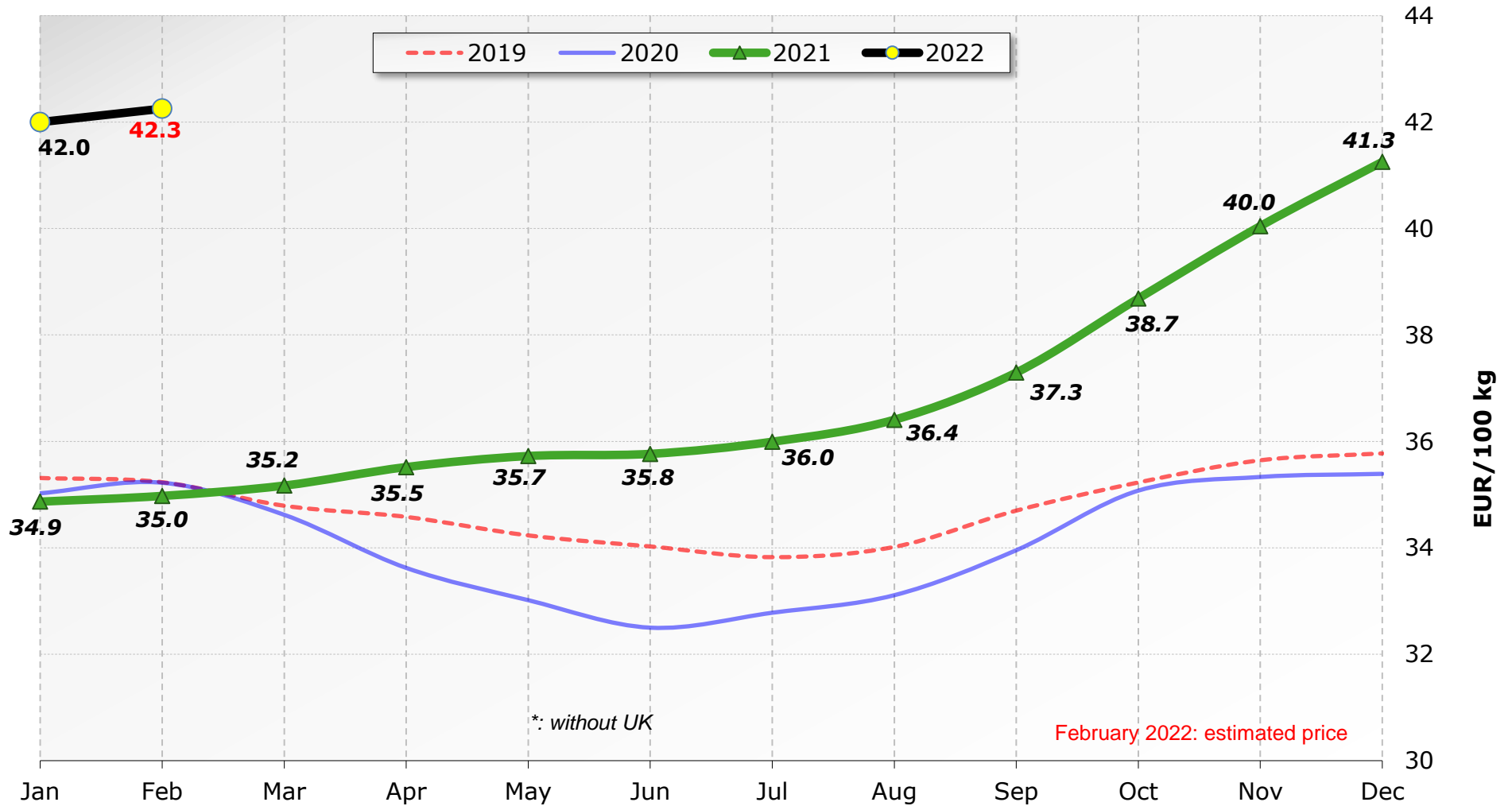
Price of Jan 22 compared to :

	BE	BG	CZ	DK	DE	EE	IE	GR	ES	FR	HR	IT	CY	LV	LT	LU	HU	MT	NL	AT	PL	PT	RO	SI	SK	FI	SE	EU (without UK)
Dec 21	+0.3%	+2.3%	+4.8%	+2.8%	+1.8%	+8.1%	+1.2%	+2.9%	+1.9%	+2.0%	+2.6%	+1.0%	-0.4%	+5.1%	+3.2%	-	+6.1%	-0.4%	+2.9%	-4.0%	-0.2%	+7.2%	+12.5%	+1.7%	+4.8%	+1.1%	-0.9%	+1.8%
Jan 21	+39.1%	+15.6%	+21.6%	+29.5%	+23.9%	+30.4%	+37.6%	+14.7%	+9.1%	+10.3%	+6.7%	+10.9%	-0.8%	+43.0%	+40.8%	-	+17.0%	+16.9%	+31.4%	+7.8%	+21.8%	+12.5%	+24.6%	+12.5%	+15.6%	+9.1%	+17.0%	+20.5%



Milk Prices paid to the Producers

EU* (weight. avg.)

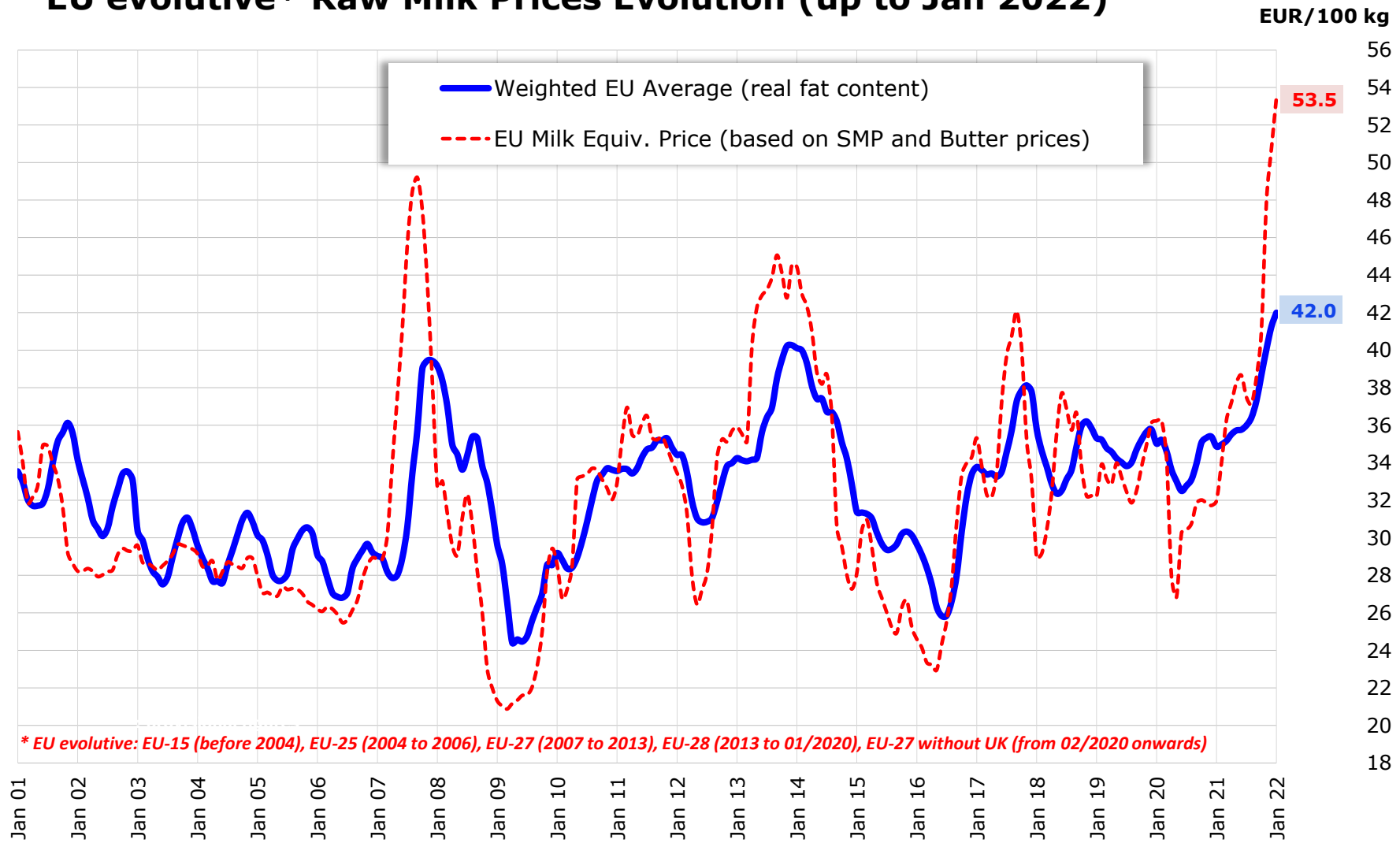


*: without UK

February 2022: estimated price

Source : Member States Reg. (EU) No 2017/1185 Article 12(a) - Annex II.4(a)

EU evolutive* Raw Milk Prices Evolution (up to Jan 2022)

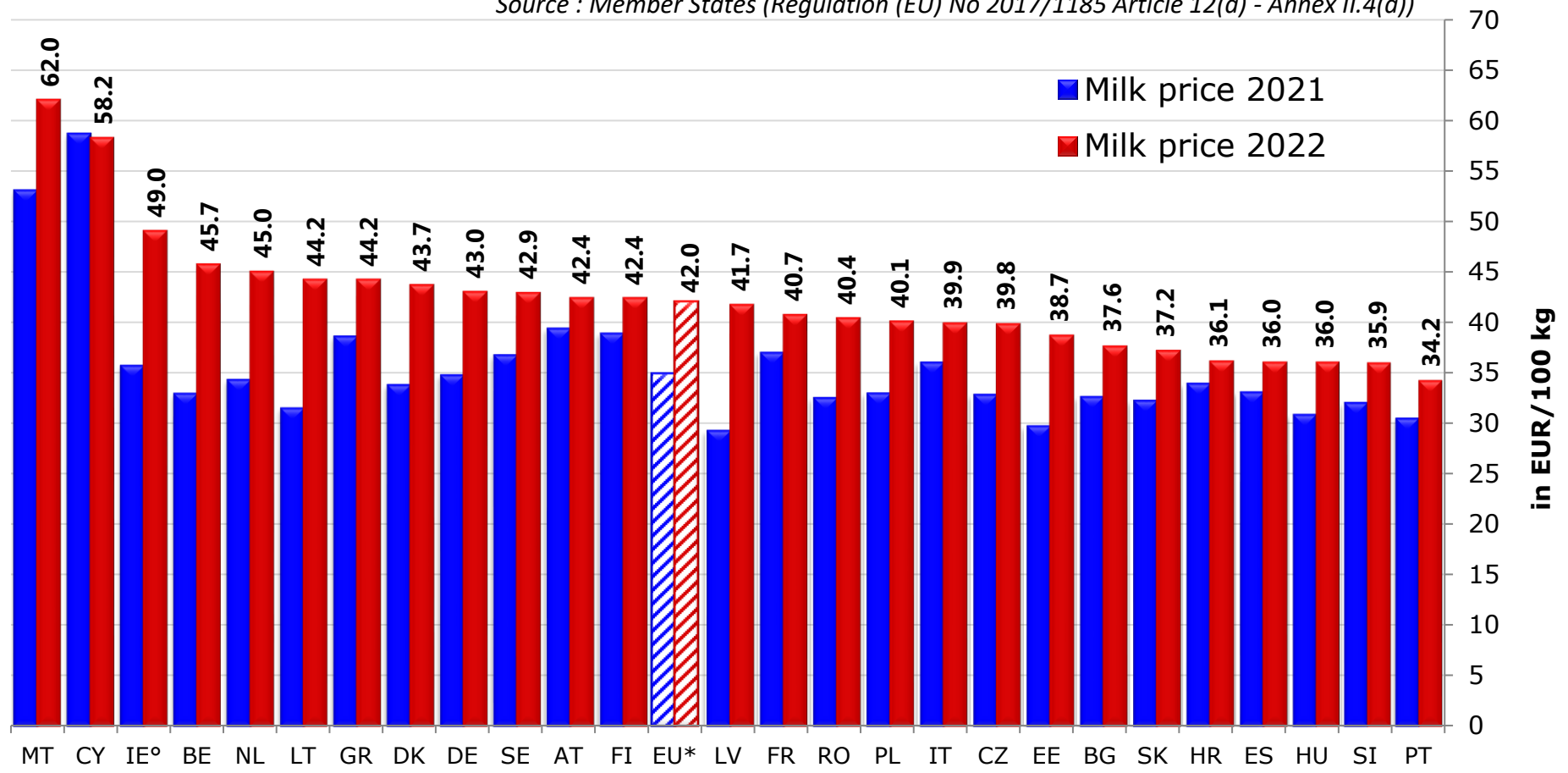


Source : MS' communications under Reg. (EU) No 2017/1185 Article 12(a) - Annex II.4(a)

EU MILK PRICES

(Jan 2022 vs Jan 2021)

Source : Member States (Regulation (EU) No 2017/1185 Article 12(a) - Annex II.4(a))



^o : estimated figures for Jan 2022

EU Organic cow's milk prices

January 2022

Source : Member States (Regulation (EU) No 2017/1185 Article 12(a) - Annex II.4(a))

