

EU PRICES of COW's RAW MILK in EURO/100 kg

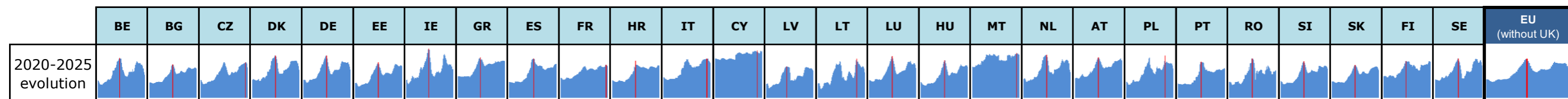
Source: Regulation (EU) No 2017/1185 Article 12(a) - Annex II.4(a) (prices of raw milk at real fat and protein content paid to milk producers)

	Belgium	Bulgaria	Czech Rep.	Denmark	Germany	Estonia	Ireland	Greece	Spain	France	Croatia	Italy	Cyprus	Latvia	Lithuania	Luxembourg	Hungary	Malta	Netherlands	Austria	Poland	Portugal	Romania	Slovenia	Slovakia	Finland	Sweden	EU (without UK)	% EU (without UK) compared to previous month (*)	
2024m01	43.63	44.77	43.34	45.19	45.89	42.66	43.41	52.67	50.19	47.04	48.82	48.58	64.91	39.32	43.94	c	43.11	56.32	46.31	48.52	47.64	44.27	45.83	45.22	44.00	49.78	44.25	46.45	- 0.3%	Jan-24
2024m02	43.40	44.66	42.50	45.21	45.66	42.66	44.67	52.62	49.90	46.84	48.39	49.55	65.02	39.37	42.22	c	42.40	55.77	46.00	48.45	47.65	43.80	45.87	44.78	44.11	47.57	43.82	46.39	- 0.1%	Feb-24
2024m03	43.85	44.14	42.46	46.13	45.99	42.87	43.12	52.47	49.61	46.57	48.16	49.71	64.61	39.50	42.34	c	42.06	55.75	46.50	48.93	47.83	43.83	45.67	44.35	42.82	47.30	44.59	46.44	+ 0.10%	Mar-24
2024m04	43.79	43.54	42.84	46.12	45.88	42.24	42.54	52.25	47.38	46.04	47.83	49.55	63.76	39.27	40.23	c	42.32	56.10	46.75	49.40	47.58	43.60	42.11	44.48	42.07	47.07	43.67	46.09	- 0.7%	Apr-24
2024m05	43.34	43.11	43.63	46.65	45.70	42.01	43.31	52.38	46.99	45.76	47.60	50.00	63.74	39.10	38.39	c	42.52	56.11	47.25	48.95	46.28	43.44	41.81	43.70	41.82	46.39	43.04	45.97	- 0.3%	May-24
2024m06	46.68	42.96	43.90	47.06	45.85	41.42	44.48	52.11	46.41	45.94	47.07	49.70	63.62	38.88	37.26	c	41.61	61.94	47.75	49.20	45.52	43.26	41.23	43.70	41.58	45.24	43.72	46.12	+ 0.32%	Jun-24
2024m07	43.86	43.23	43.21	47.99	46.37	41.26	47.49	52.80	45.92	46.54	46.56	50.28	63.15	38.64	37.01	c	41.81	61.81	48.00	48.99	45.84	43.14	41.36	43.66	41.70	45.07	43.88	46.53	+ 0.9%	Jul-24
2024m08	44.76	43.65	43.78	48.78	47.44	41.42	50.99	53.11	45.92	46.38	46.96	52.04	63.27	38.56	39.04	c	42.24	62.45	49.25	49.31	47.41	43.30	44.97	43.58	41.87	45.62	44.87	47.54	+ 2.2%	Aug-24
2024m09	47.79	45.31	44.95	49.87	49.54	42.56	57.98	53.85	46.60	48.36	47.67	52.62	63.79	39.70	42.95	c	43.87	62.29	51.00	50.86	49.42	44.13	45.96	44.78	42.92	48.68	47.72	49.61	+ 4.3%	Sep-24
2024m10	51.65	46.78	46.36	51.75	52.70	44.71	62.15	55.17	47.28	48.81	49.16	52.85	65.83	42.50	51.30	c	45.50	62.17	53.50	52.53	51.66	44.50	49.28	46.78	44.44	51.54	52.00	51.71	+ 4.2%	Oct-24
2024m11	53.66	47.24	49.02	54.70	54.68	46.61	63.42	54.45	47.77	49.70	49.56	54.91	66.02	45.72	56.66	c	46.96	61.33	55.50	53.35	55.58	45.64	46.70	50.20	45.76	51.32	54.30	53.52	+ 3.5%	Nov-24
2024m12	55.30	48.36	49.61	55.77	55.59	48.02	61.47	54.37	47.96	49.87	49.65	56.06	66.08	48.26	58.04	c	48.77	59.25	57.35	53.35	61.67	45.80	50.62	50.20	46.78	50.80	55.46	54.66	+ 2.1%	Dec-24
2025m01	54.63	48.47	50.00	55.76	54.65	50.85	58.66	55.00	48.06	50.24	49.75	57.11	66.82	48.63	54.89	c	50.27	60.94	56.00	55.34	53.83	45.84	49.84	50.39	47.20	51.04	55.75	53.71	- 1.7%	Jan-25
2025m02	53.88	48.17	50.79	55.77	54.48	52.45	57.20	54.99	48.16	51.00	49.65	57.11	66.64	49.02	55.01	c	51.73	61.75	55.00	55.68	54.65	45.87	48.48	49.60	47.83	50.79	57.79	53.74	+ 0.1%	Feb-25
2025m03	53.03	48.23	51.32	55.90	54.48	51.88	53.32	55.28	48.16	49.74	49.16	57.63	66.96	48.70	52.94	c	50.96	60.71	53.75	55.54	54.77	46.13	47.26	49.16	48.00	51.46	57.99	53.19	- 1.0%	Mar-25
2025m04	53.15	47.37	51.81	55.73	54.37	51.89	52.15	54.61	48.64	49.19	48.95	57.58	66.06	48.57	52.17	c	50.01	60.81	55.25	55.32	53.56	46.44	44.72	48.97	48.29	51.49	57.59	53.01	- 0.3%	Apr-25
2025m05	53.62	46.73	52.23	55.90	54.17	51.40	51.08	54.22	48.74	49.17	48.66	57.58	67.40	48.32	50.92	c	49.73	61.58	56.50	55.65	53.48	46.04	43.97	48.58	48.75	51.66	57.35	53.01	+ 0.0%	May-25
2025m06	52.78	46.92	52.52	55.90	53.86	50.75	51.76	55.64	48.16	48.90	48.44	58.13	65.70	47.86	50.01	c	49.57	63.09	56.75	55.85	53.12	45.75	41.07	48.85	48.94	52.40	55.23	52.87	- 0.3%	Jun-25
2025m07	51.58	47.52	53.21	56.01	53.77	50.08	51.86	55.73	48.74	49.18	48.07	58.27	64.80	47.53	48.89	c	49.71	63.39	56.75	56.41	52.78	45.68	40.93	50.11	49.49	51.83	53.85	52.87	- 0.01%	Jul-25
2025m08	51.48	47.58	53.82	56.00	54.26	49.83	51.37	55.79	50.39	49.75	48.51	58.25	63.80	47.56	49.07	c	50.11	64.66	56.25	57.04	53.36	45.79	44.16	50.52	49.68	52.17	54.48	53.20	+ 0.6%	Aug-25
2025m09	50.14	48.10	54.41	54.93	54.00	50.37	51.86	55.95	51.36	51.12	49.52	58.00	64.45	47.83	50.11	c	51.04	64.13	55.75	57.56	52.93	46.91	43.81	50.47	49.76	53.67	56.09	53.38	+ 0.3%	Sep-25
2025m10	47.58	48.37	54.11	53.03	52.34	50.82	49.63	56.02	51.94	51.69	50.73	55.84	66.74	47.09	49.24	c	50.95	63.83	53.00	58.47	52.81	46.93	44.13	50.05	49.17	55.38	56.43	52.42	- 1.8%	Oct-25
2025m11	43.47	48.27	52.74	49.95	49.33	50.48	46.52	56.00	52.62	50.66	50.74	54.59	65.89	46.14	47.41	c	51.01	62.86	46.00	56.58	50.76	47.67	45.04	49.17	47.63	55.37	54.31	50.08	- 4.5%	Nov-25
2025m12	40.28	47.60	48.74	45.92	46.22	50.00	46.52	55.68	52.62	50.03	51.00	53.49	66.70	45.02	43.19	c	49.25	62.86	43.50	56.11	47.58	47.63	45.41	47.27	45.70	54.83	50.85	48.15	- 3.9%	Dec-25
2026m01	57.02	47.60	47.80	41.90	46.22	37.42	46.52	55.70	52.62	47.35	51.04	53.49	66.70	42.89	39.55	c	49.35	62.86	39.50	52.70	46.29	47.63	45.56	46.27	42.58	54.80	49.06	47.31	- 1.7%	Jan-26

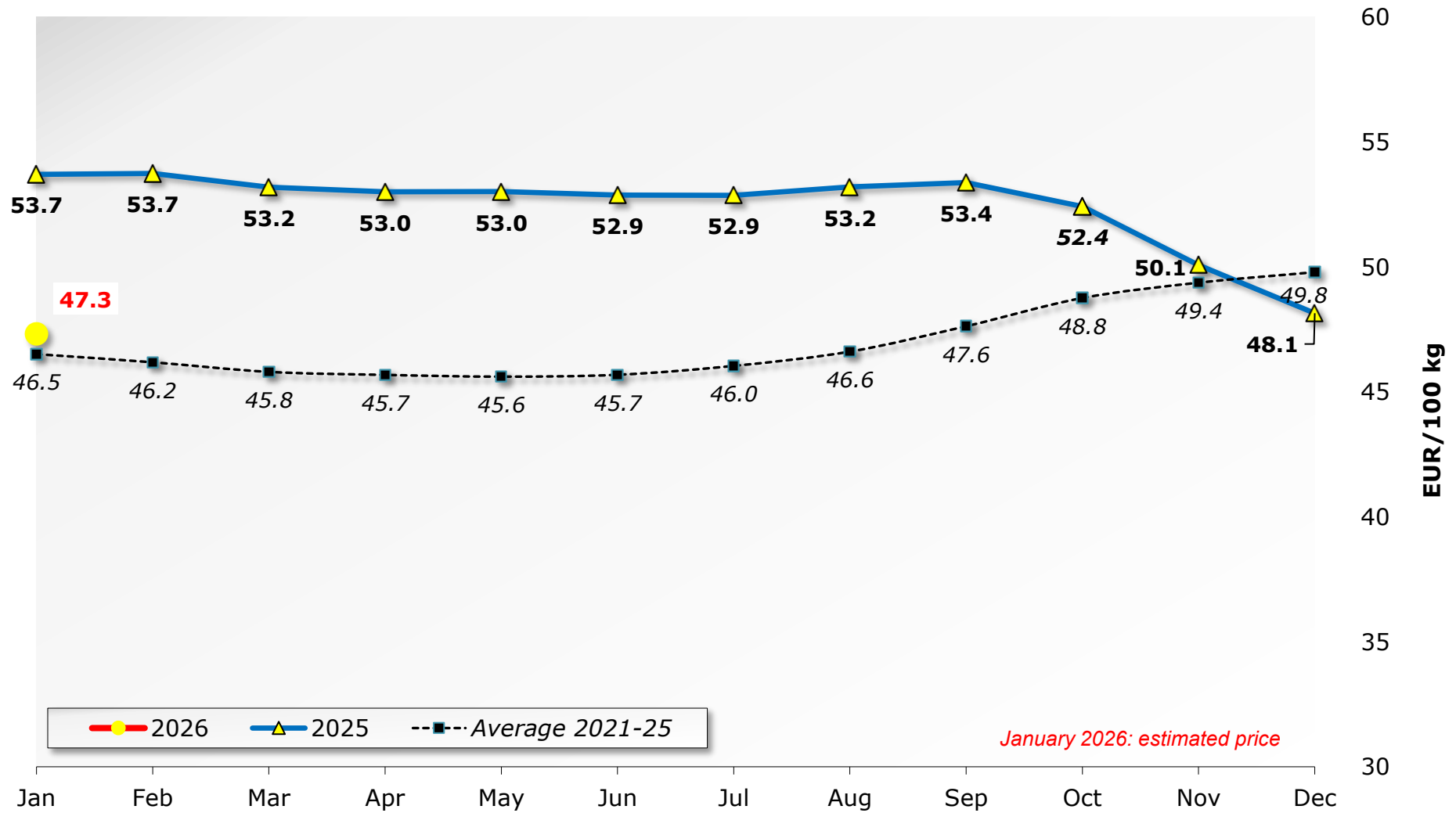
Yellow box: Last price available Grey box: Prices estimated by MS (indicator of price movement, not to be relied upon to forecast prices) c: confidential

Price of Dec 25 compared to :

	BE	BG	CZ	DK	DE	EE	IE	GR	ES	FR	HR	IT	CY	LV	LT	LU	HU	MT	NL	AT	PL	PT	RO	SI	SK	FI	SE	EU (without UK)
Nov 25	- 7.3%	- 1.4%	- 7.6%	- 8.1%	- 6.3%	- 1.0%	idem	- 0.6%	idem	- 1.2%	+ 0.5%	- 2.0%	+ 1.2%	- 2.4%	- 8.9%	-	- 3.4%	idem	- 5.4%	- 0.8%	- 6.3%	- 0.1%	+ 0.8%	- 3.9%	- 4.1%	- 1.0%	- 6.4%	- 3.9%
Dec 24	- 27.2%	- 1.6%	- 1.8%	- 17.7%	- 16.9%	+ 4.1%	- 24.3%	+ 2.4%	+ 9.7%	+ 0.3%	+ 2.7%	- 4.6%	+ 0.9%	- 6.7%	- 25.6%	-	+ 1.0%	+ 6.1%	- 24.1%	+ 5.2%	- 22.8%	+ 4.0%	- 10.3%	- 5.8%	- 2.3%	+ 7.9%	- 8.3%	- 11.9%



Milk Prices paid to the Producers EU (weight. avg.)

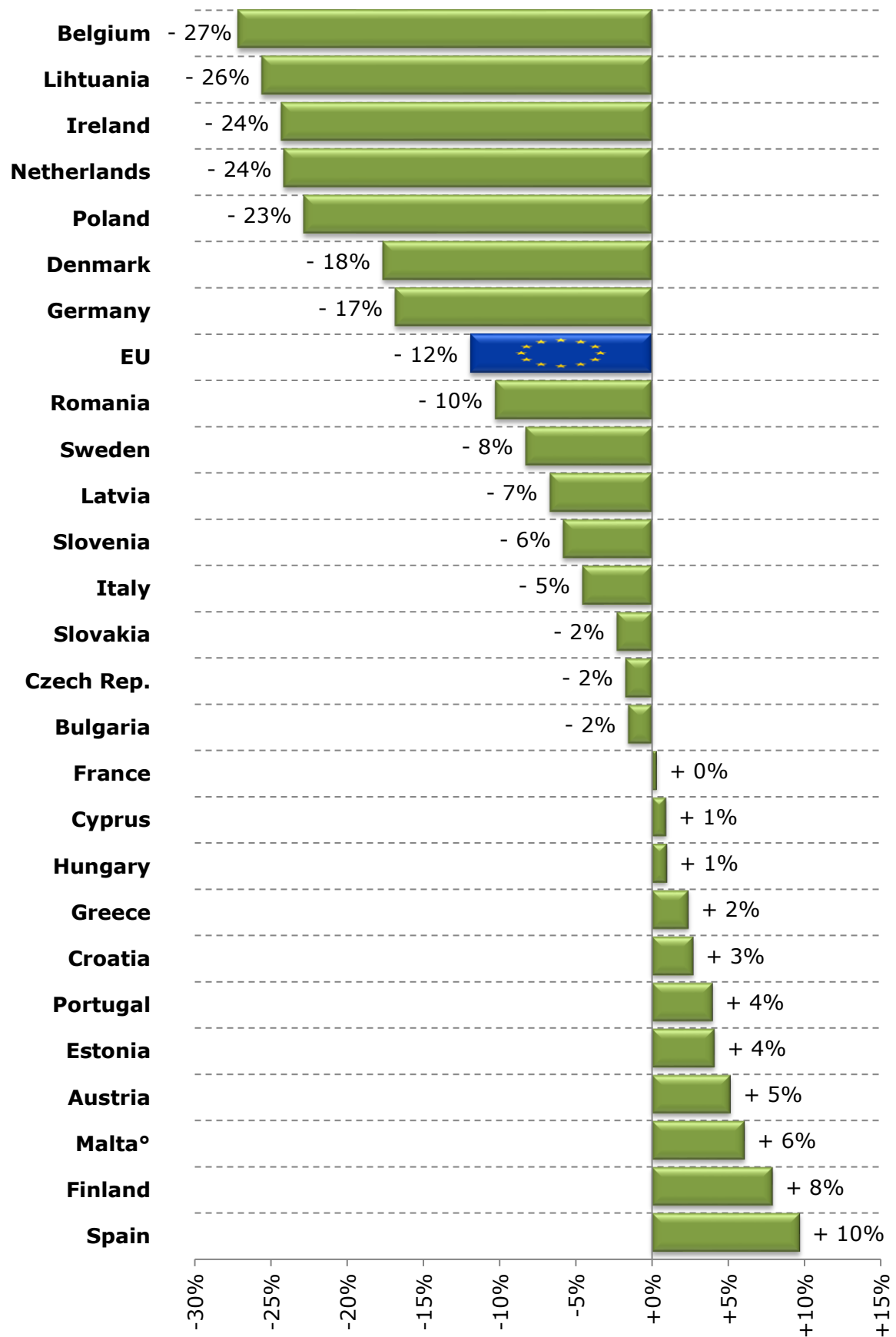


Source : Member States Reg. (EU) No 2017/1185 Article 12(a) - Annex II.4(a)

Dec.2025 are estimates for MT

January 2026: estimated price

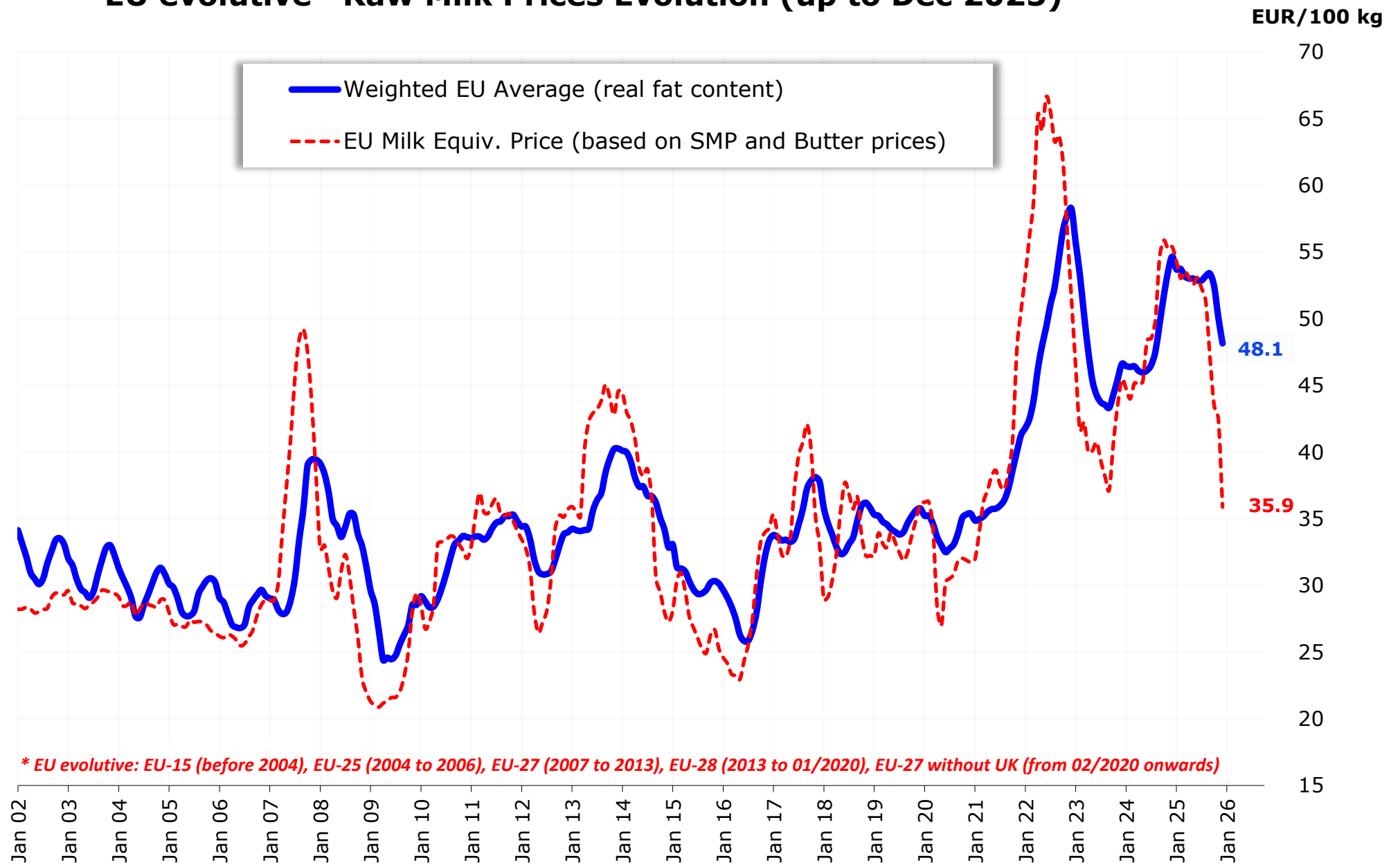
Raw Milk Price evolution in December 2025 compared to December 2024



[°] : estimated figures for Jan 2026

Source : Member States (Reg. (EU) No 2017/1185 Article 12(a) - Annex II.4(a))

EU evolutive* Raw Milk Prices Evolution (up to Dec 2025)



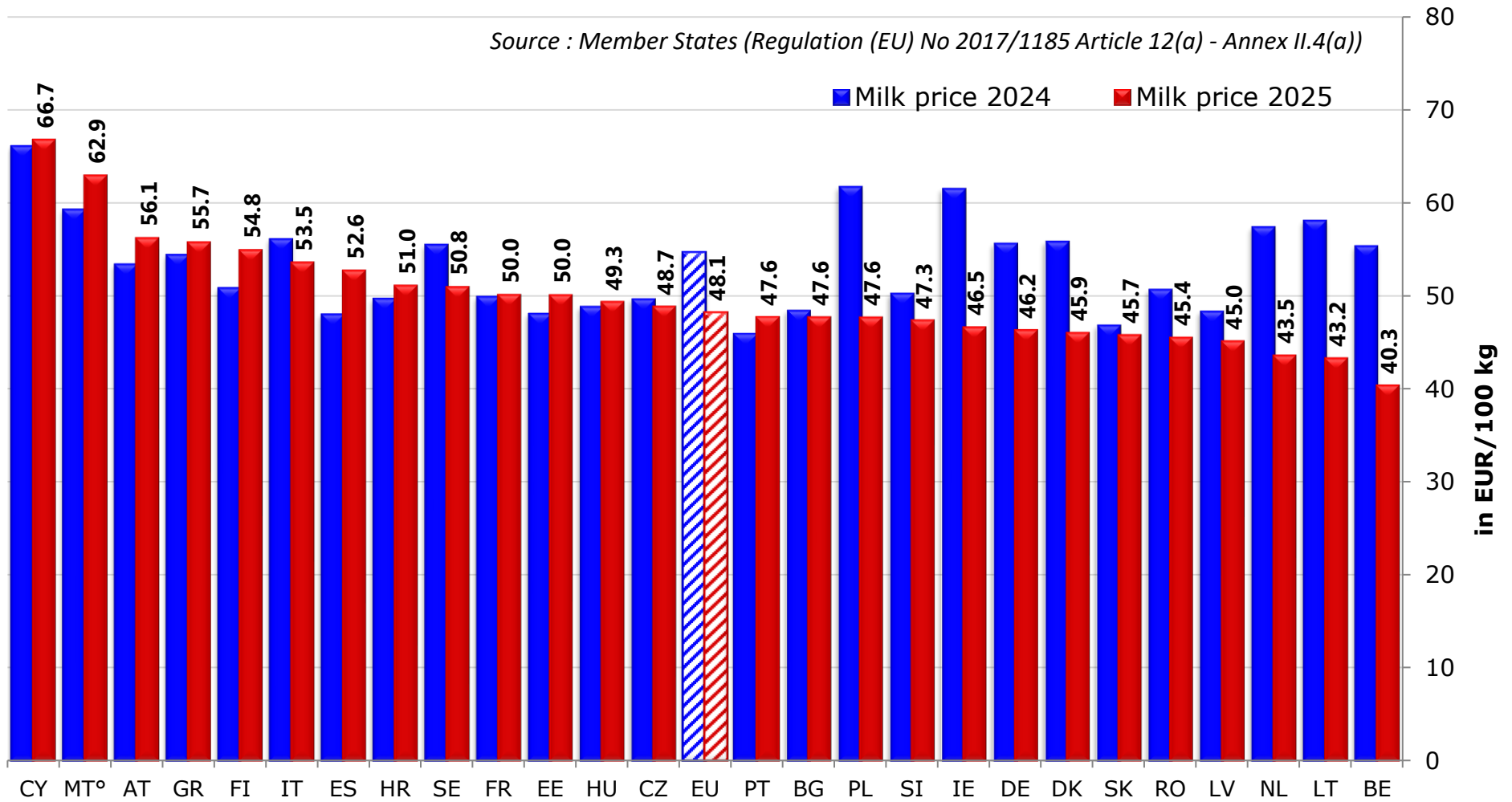
* EU evolutive: EU-15 (before 2004), EU-25 (2004 to 2006), EU-27 (2007 to 2013), EU-28 (2013 to 01/2020), EU-27 without UK (from 02/2020 onwards)

Source : MS' communications under Reg. (EU) No 2017/1185 Article 12(a) - Annex II.4(a)

EU MILK PRICES

(Dec 2025 vs Dec 2024)

Source : Member States (Regulation (EU) No 2017/1185 Article 12(a) - Annex II.4(a))



° : estimated figures for Jan 2026

EU Organic cow's milk prices

December 2025

Source : Member States (Regulation (EU) No 2017/1185 Article 12(a) - Annex II.4(a))

