

Corn & Soybeans

- ▶ **Corn** (source WASDE)
 - ▶ Estimate for the 2013-14 Season
 - ▶ Global and US outlook
 - ▶ Top Producers and Exporters
- ▶ **Soybeans** (source WASDE)
 - ▶ Estimate for the 2013-14 Season
 - ▶ Global and US outlook
 - ▶ Top Producers and Exporters
- ▶ **Corn and Soybeans prices** (Source CME)
- ▶ **Price connections** (Clal's processing)
- ▶ **Focus on Italy** (Source Milan Chamber of Commerce)



CORN

Estimate for 2013-14 Season

- ▶ **Global corn supplies** for 2013-14 are projected higher at **966.92 Mio t** (+0.3% from December estimates and +12% from season 2012-13).
- ▶ **U.S.** harvested area for corn is raised 436.000 acres, but the estimated yield is lowered to 158.8 bushels per acre (10 tons/hectare). The expected harvest is still the most bountiful ever recorded, breaking the previous record in 2008/09.
- ▶ **Corn used to produce ethanol** is raised 50 million bushels (1.27 Mio t) reflecting: continued strong weekly ethanol production, a reduction in expected sorghum use for ethanol, and higher forecast 2014 gasoline consumption in the latest projections from the U.S. Energy Information Administration.
- ▶ **China** corn production is projected at 217 Mio t (+3% from December estimates, +6% from season 2012-13 and +13% from season 2011-12). In the northeastern region the weather is favorable and the harvested area is raised.



CORN – **Global** and **US** outlook: Estimate for the 2013-14 Season



	Million tons	From Dec 2013 (projections)
Beginning stocks	132.98	-1.4%
Production	966.92	+0.3%
Total use	939.66	+0.3%
Ending stocks	160.23	-1.4%



	Billion bushels	Million tons	From Dec 2013 (projections)
Beginning stocks	0.82	20.86	-0.3%
Production	13.93	353.72	-0.5%
Total use	11.70	297.19	+0.9%
Export stocks	1.45	36.83	+0.0%
Ending stocks	1.63	41.44	-9.0%
Price projection	4.40 \$/bushel	173 \$/ton	127 €/ton ↑
1 month ago	4.40 \$/bushel	173\$/ton	126€/ton

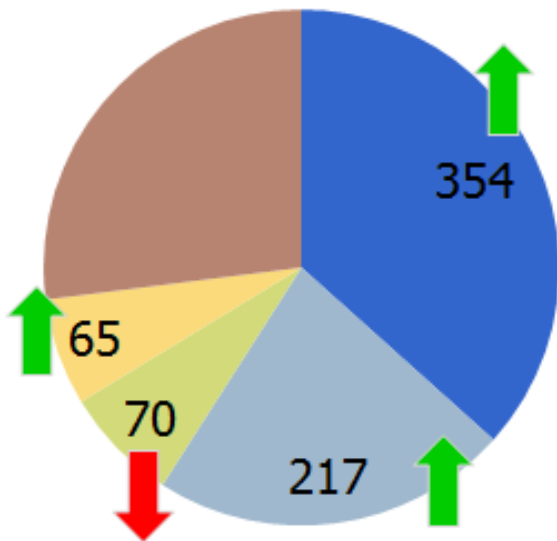
CORN conversion factors
1 bushel = 0.025 metric ton
1 metric ton = 39.38 bushel



CORN – Top Producers and Exporters Estimate for 2013-14 Season

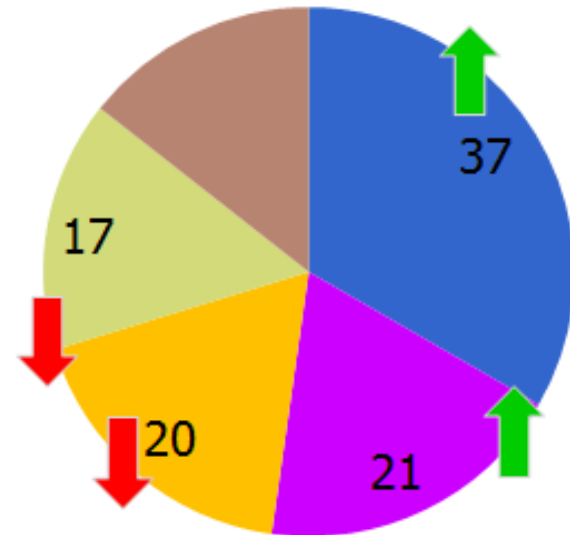
Production

- United States
- China
- Brazil
- European Union
- Others



Exports

- United States
- FSU-12
- Argentina
- Brazil
- Others





SOYBEANS

Estimate for 2013-14 Season

- ▶ **Global soybean production** for 2013-14 is projected higher from December estimates, at a record **286.83 Mio t**, on gains for the United States and Brazil for the higher projected area.
- ▶ **U.S.** soybean yield is estimated higher at 43.3 bushels per acre (2.95 tons/hectare); soybean crush is raised reflecting higher projected soybean meal exports during the first quarter of the marketing year.
- ▶ Lower soybean meal exports for Argentina resulting from lower soybean crush are offset by gains for the U.S., Brazil and Russia.



SOYBEANS – **Global** and **US** outlook: Estimate for the 2013-14 Season



	Million tons	From Dec 2013 (projections)
Beginning stocks	60.55	+0.6%
Production	286.83	+0.7%
Total use	270.92	+0.0%
Ending stocks	72.33	+2.4%



	Billion bushels	Million tons	From Dec 2013 (projections)
Beginning stocks	0.14	3.83	+0.0%
Production	3.29	89.51	+1.0%
Total use	1.81	49.24	+0.6%
Export stocks	1.50	40.69	+1.4%
Ending stocks	0.15	4.09	+0.5%
Price projection	12.50 \$/bushel	459 \$/ton	335 €/ton ↑
1 month ago	12.50 \$/bushel	459 \$/ton	333 €/ton

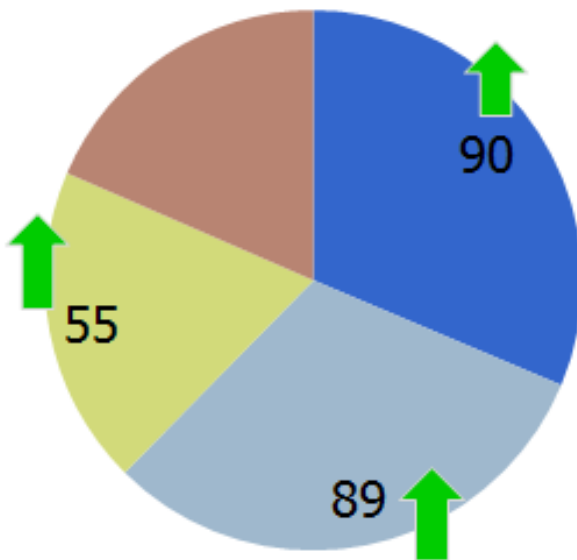
SOYBEANS conversion factors
1 bushel = 0.027 metric ton
1 metric ton = 36.74 bushel



SOYBEANS – Top Producers and Exporters Estimate for 2013-14 Season

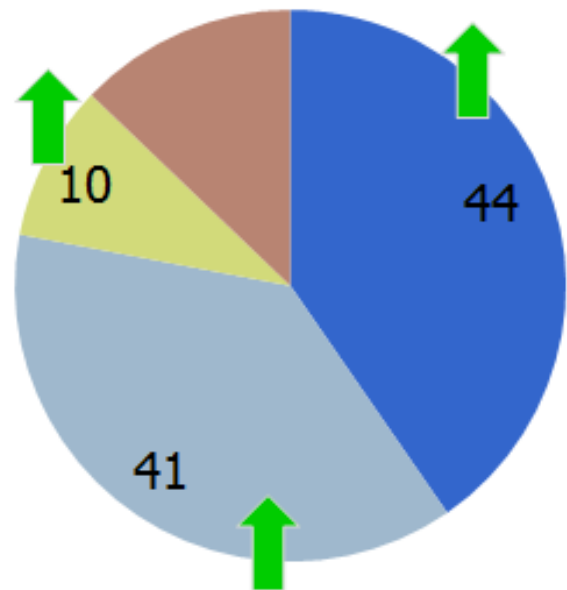
Production

■ United States ■ Brazil
■ Argentina ■ Others



Exports

■ United States ■ Brazil
■ Argentina ■ Others



Chicago Mercantile Exchange (CME)

Corn and Soybeans prices

- ▶ Corn price trend as listed by the [CME of Chicago](#):

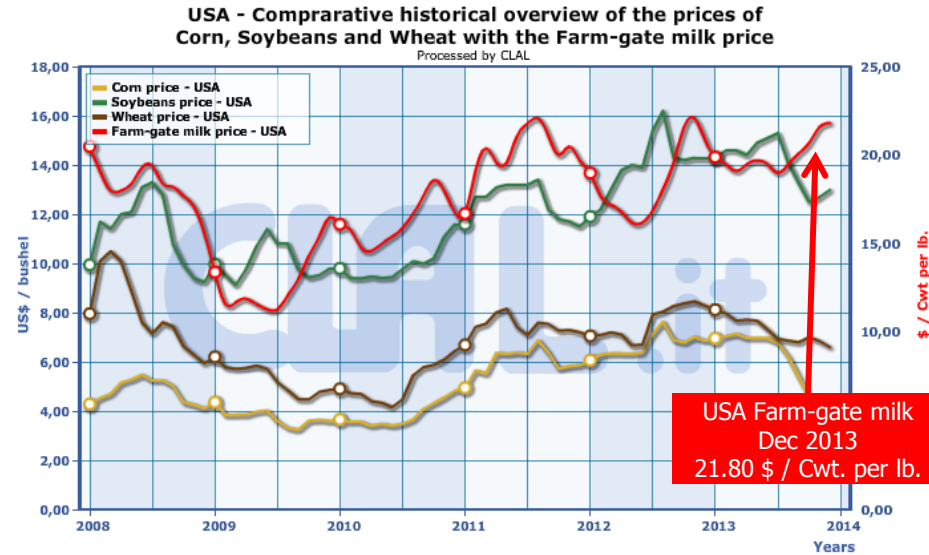


- ▶ Soybean price trend as listed by the [CME of Chicago](#):

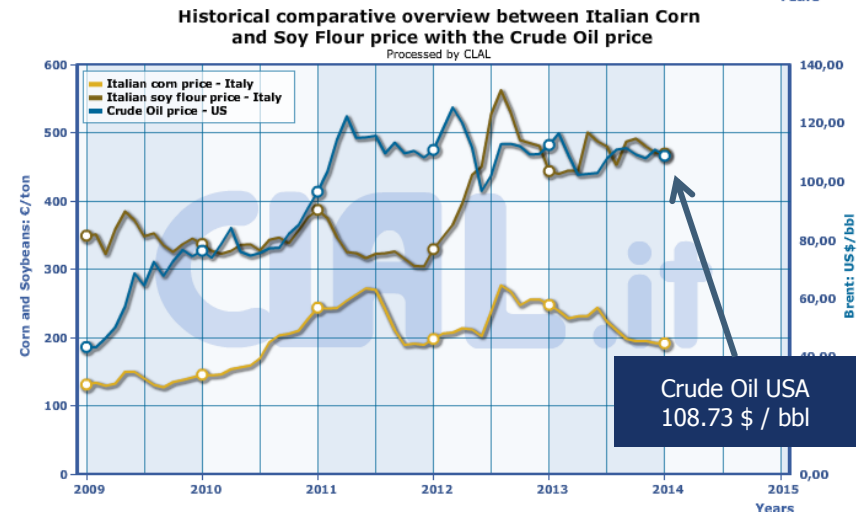


Agricultural and Energy Inputs Correlations

- ▶ US – Price comparison: Corn, Soybeans, Wheat and Farm-gate milk price



- ▶ Price comparison: Corn (Italy), Soy flour (Italy) and Crude Oil (US)



Focus on **Italy**

Corn and Soy prices

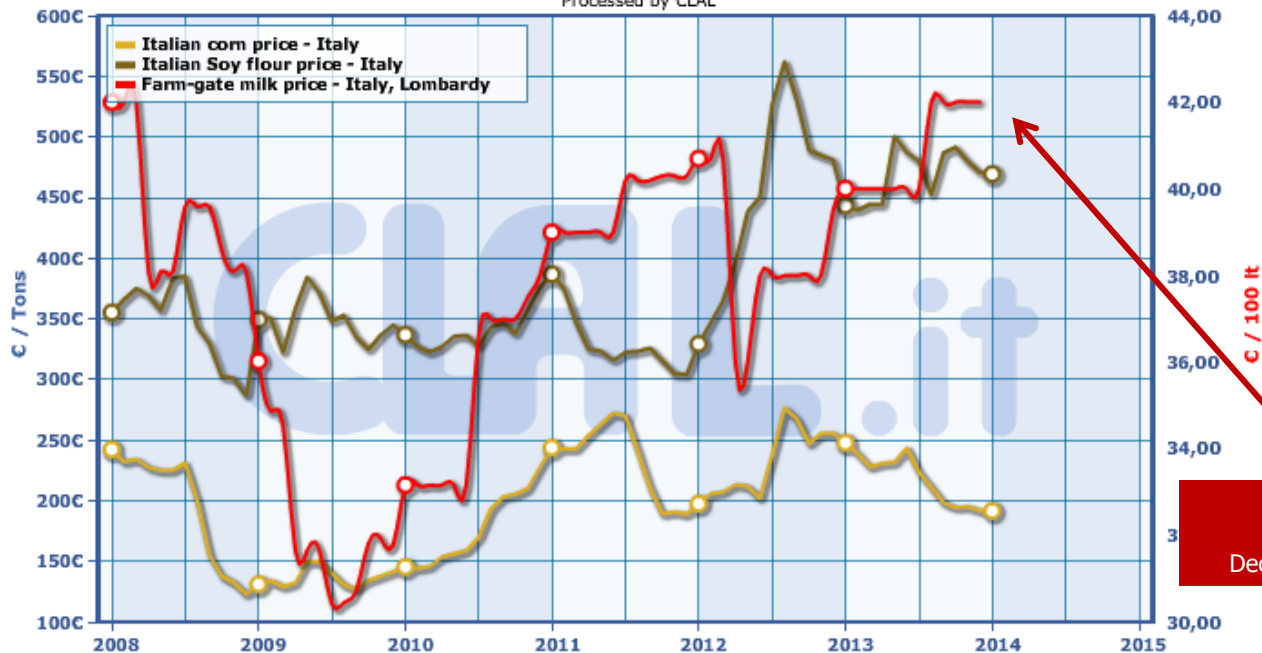
▶ National Corn and Soy prices as listed by the Milan Chamber of Commerce, in comparison with the Farm-gate milk price:

- ▶ Italian Corn: 190 ÷ 191 €/ton (-2 € from last month)
- ▶ Italian Soy flour: 469 ÷ 470 €/ton (= from last month)



Historical comparative overview between Italian Corn and Soy Flour price with the Farm-gate Milk price

Processed by CLAL



Farm-gate milk
Italy (Lombardy)
December 42 € / 100 It