

Corn & Soybeans

- ▶ **Corn** (source WASDE)
 - ▶ Estimate for the 2014-15 Season
 - ▶ Global and US outlook
 - ▶ Production, utilization and stocks
- ▶ **Soybeans** (source WASDE)
 - ▶ Estimate for the 2014-15 Season
 - ▶ Global and US outlook
 - ▶ Production, utilization and stocks
- ▶ **Corn and Soybeans prices** (Source CME)
- ▶ **Price connections** (Clal's processing)



CORN

Estimate for 2014-15 Season

- ▶ **Global Corn supplies** for 2014-15 are projected +1.26 Mio t higher at **991.58 Mio t**. Corn production is expected to increase for **China** (from 214 to 215.5 Mio t) and for **EU** (from 73.05 to 73.59 Mio t).
- ▶ Corn production for **Argentina**, the third largest Exporter of Corn, is lowered **-1 Mio t** from last month estimates, reflecting lower expected plantings. Thus, exports are estimated down (from 13 to 12 Mio t).
- ▶ **U.S.** Corn production is forecast **at 365.97 Mio t**, unchanged from November projections. Expected **increase in the corn use for sweeteners** reduces projected **corn ending stocks at 50.75 Mio t** (-0.26 Mio t).
- ▶ **Global ending stocks** are projected at **192.20 Mio t**, higher mostly reflecting the larger China Corn crop and stocks.



CORN – **Global** and **US** outlook: Estimate for the 2014-15 Season



	Million tons	From November 2014 (projections)
Beginning stocks	172.84	-0.1%
Production	991.58	+0.1%
Total use	972.21	0.0%
Ending stocks	192.20	+0.4%



	Billion bushels	Million tons	From November 2014 (projections)
Beginning stocks	1.24	31.39	0.0%
Production	14.41	365.97	0.0%
Total use	11.92	302.78	+0.1%
Export	1.75	44.45	0.0%
Ending stocks	2.00	50.75	-0.5%
Price projection	3,50 \$/bushel	138 \$/ton	112 €/ton ↑
1 month ago	3,50 \$/bushel	138 \$/ton	111 €/ton

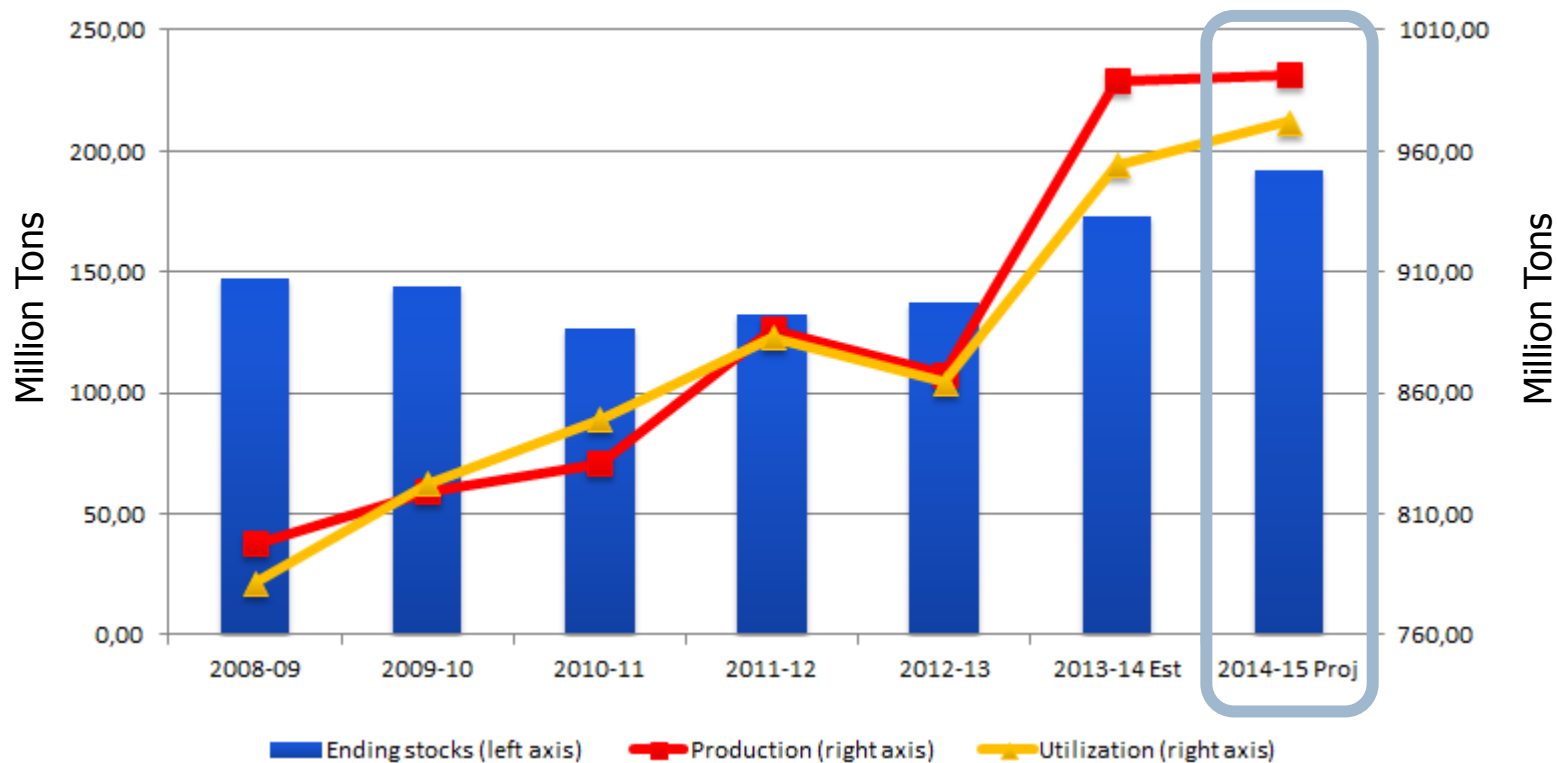
CORN conversion factors
1 bushel = 0.025 metric ton
1 metric ton = 39.38 bushel



CORN - **Global** outlook: production, utilization and stocks

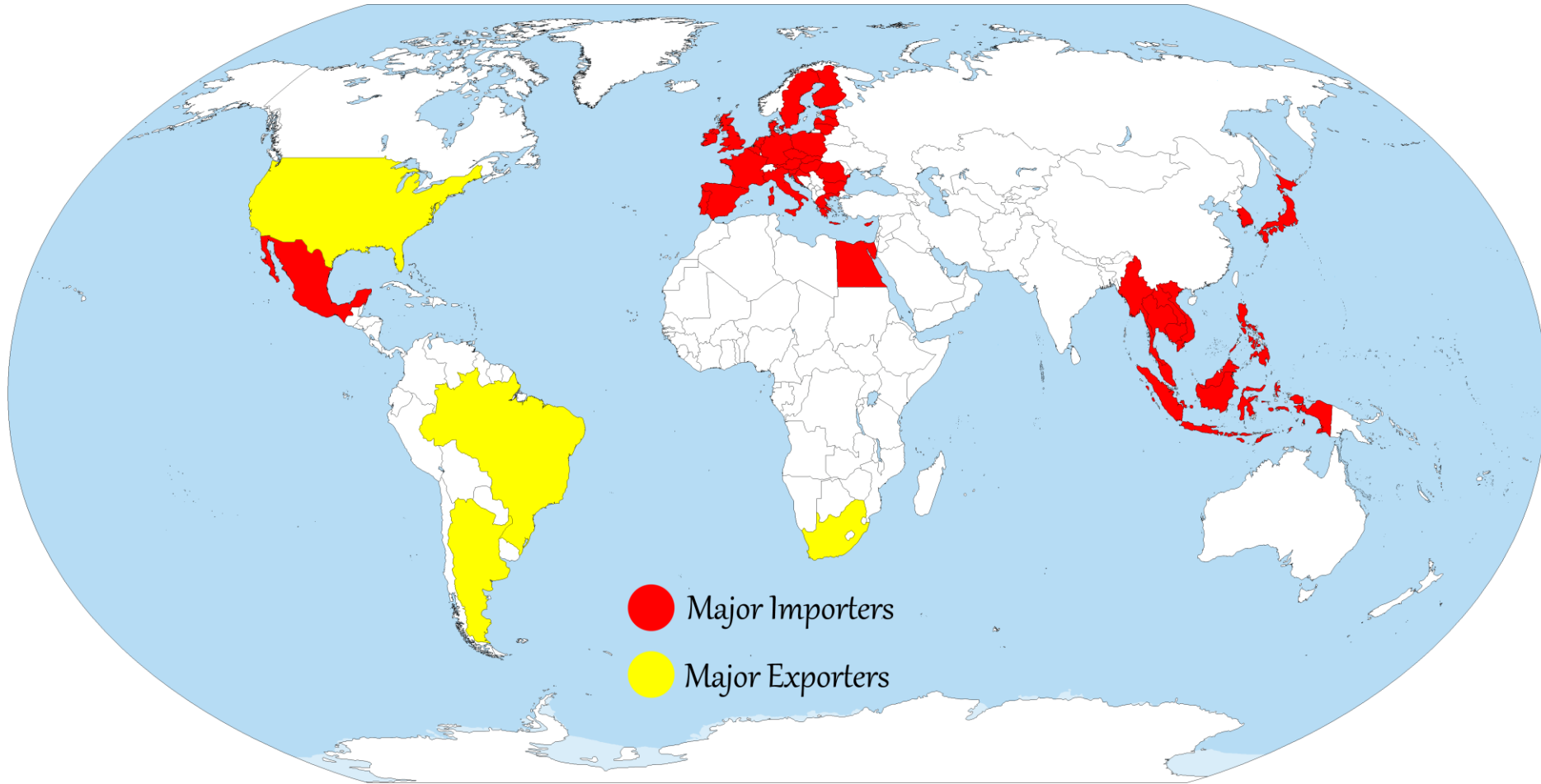
World – Corn Production, Utilization and Stocks

Processed by CLAL on WASDE data





CORN – **Global** outlook: Major Exporters and Importers





SOYBEANS

Estimate for 2014-15 Season

- ▶ **Global Soybean production** for 2014-15 is projected at a record **312.81 Mio t**, with gains this month for Canada, Ukraine and **Paraguay** (the fourth largest Exporter, after U.S., Brazil and Argentina).
- ▶ **World Soybean exports** are projected at **116.22 Mio t**, with higher projections for the **U.S.**, reflecting the record export pace in recent weeks.
- ▶ In **Argentina and Brazil**, exports are estimated lower (respectively -0.2 and -0.7 Mio t), and stocks in these Countries are projected higher.
- ▶ **Global ending stocks** are expected to decrease (-0.5%) to **89.87 Mio t**, with lower Soybean stocks in the U.S. partially offset by higher stocks in Brazil and Argentina.



SOYBEANS – **Global** and **US** outlook: Estimate for the 2014-15 Season



	Million tons	From November 2014 (projections)
Beginning stocks	66.58	-0.4%
Production	312.81	+0.2%
Total use	286.07	+0.1%
Ending stocks	89.87	-0.5%



	Billion bushels	Million tons	From November 2014 (projections)
Beginning stocks	0.09	2.50	0.0%
Production	3.96	107.76	0.0%
Total use	1.89	51.57	0.0%
Export	1.76	47.90	+2.3%
Ending stocks	0.41	11.16	-8.9%
Price projection	10.00 \$/bushel	367 \$/ton	298 €/ton ↑
1 month ago	10.00 \$/bushel	367 \$/ton	296 €/ton

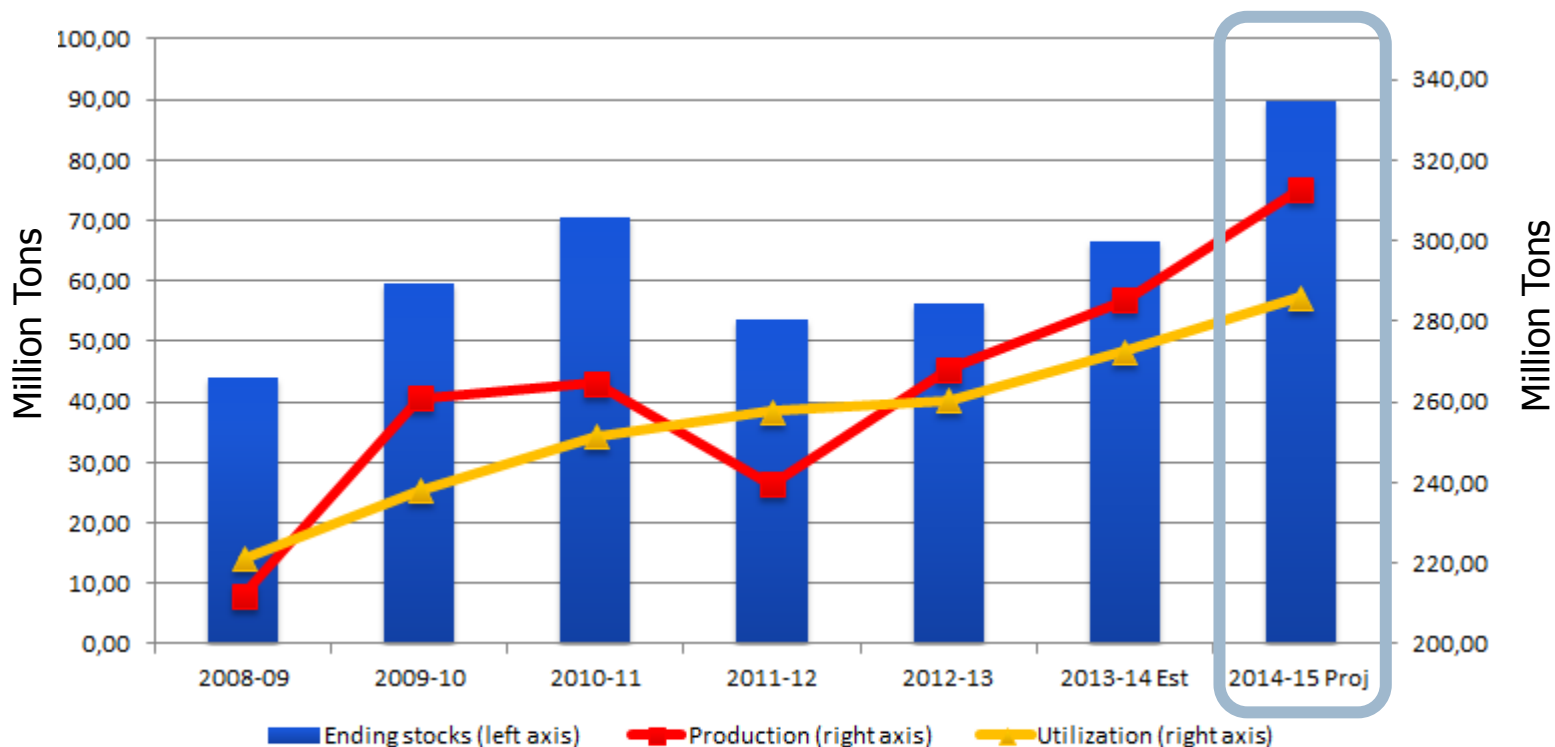
SOYBEANS conversion factors
1 bushel = 0.027 metric ton
1 metric ton = 36.74 bushel



SOYBEANS - **Global** outlook: production, utilization and stocks

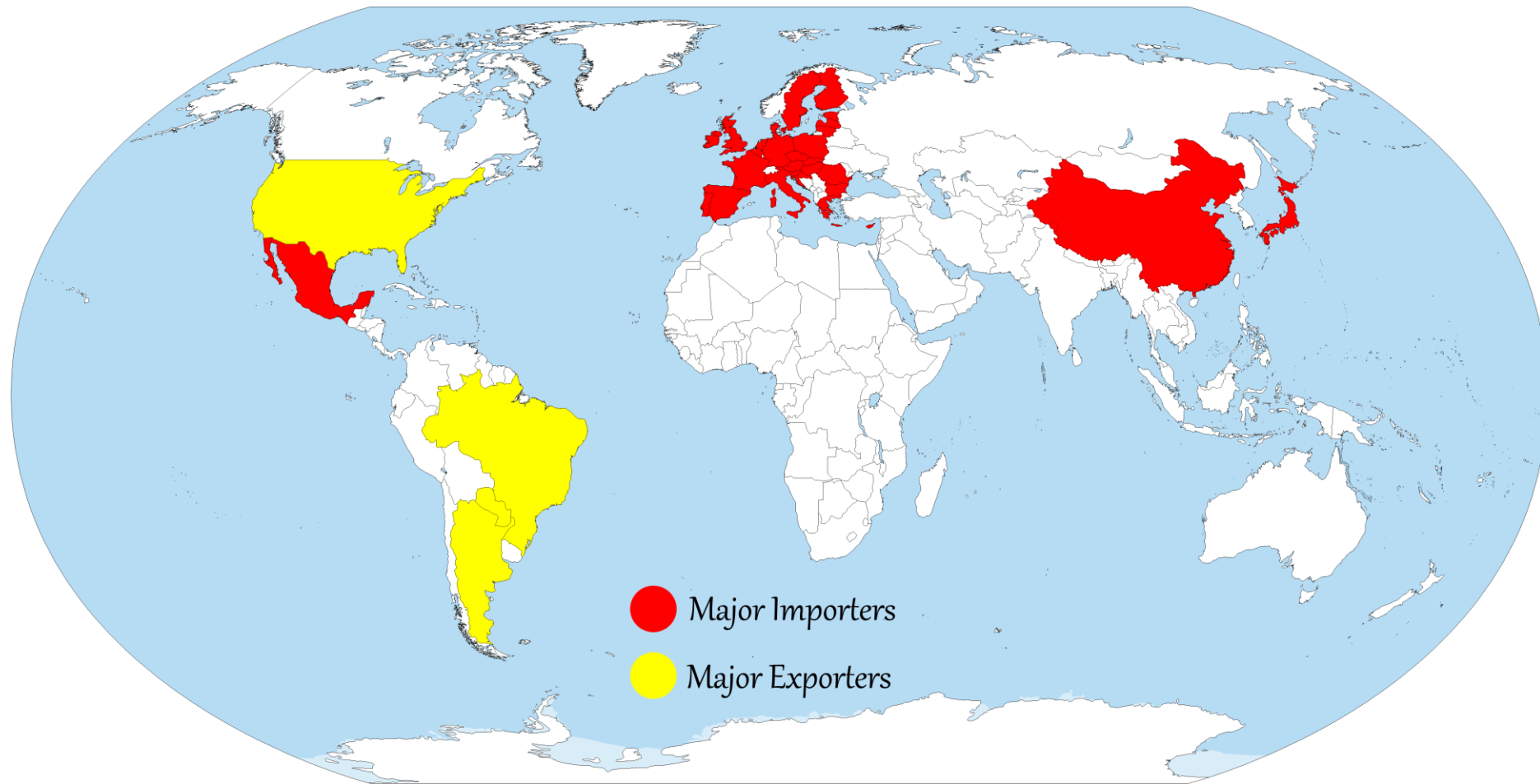
World – Soybeans Production, Utilization and Stocks

Processed by CLAL on WASDE data





SOYBEANS – **Global** outlook: Major Exporters and Importers



Chicago Mercantile Exchange (CME)

Corn and Soybeans prices

- ▶ Corn price trend as listed by the [CME of Chicago](#):

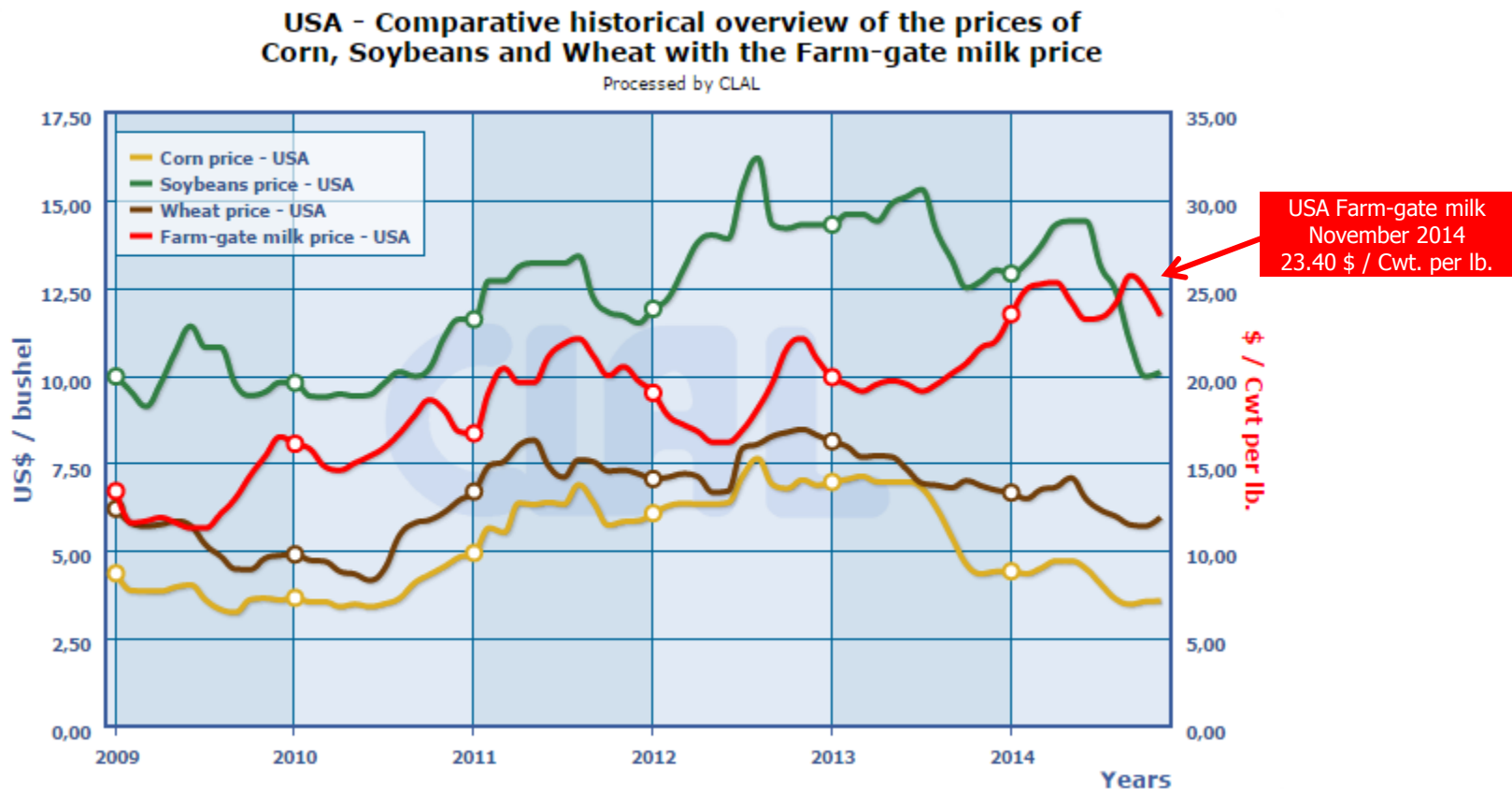


- ▶ Soybean price trend as listed by the [CME of Chicago](#):



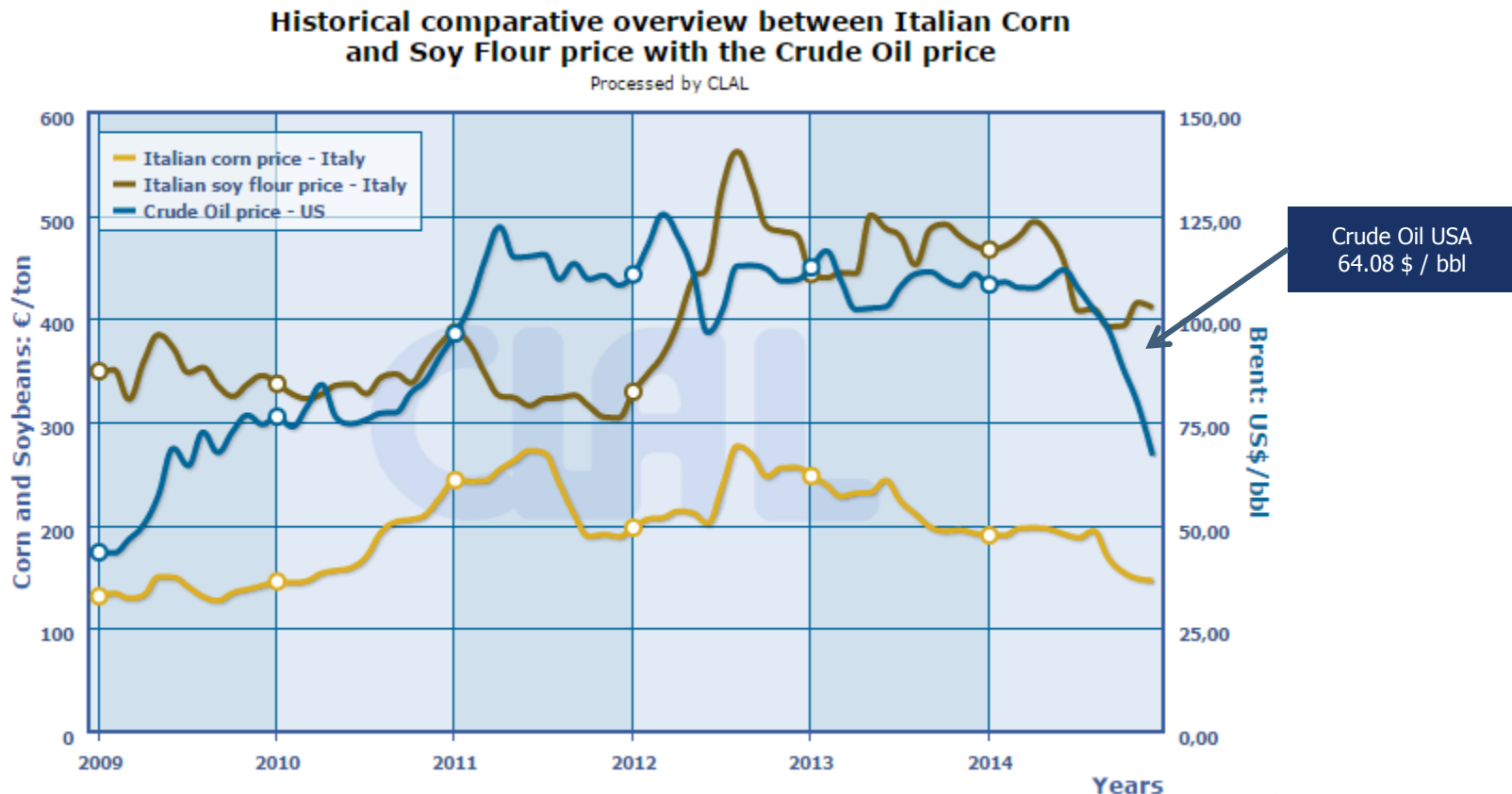
Agricultural and Energy Inputs Correlations

- ▶ US – Price comparison: Corn, Soybeans, Wheat and Farm-gate milk price



Agricultural and Energy Inputs Correlations

- ▶ Price comparison: Corn (Italy), Soy flour (Italy) and Crude Oil (US)



Focus on **Italy**

Corn and Soy prices

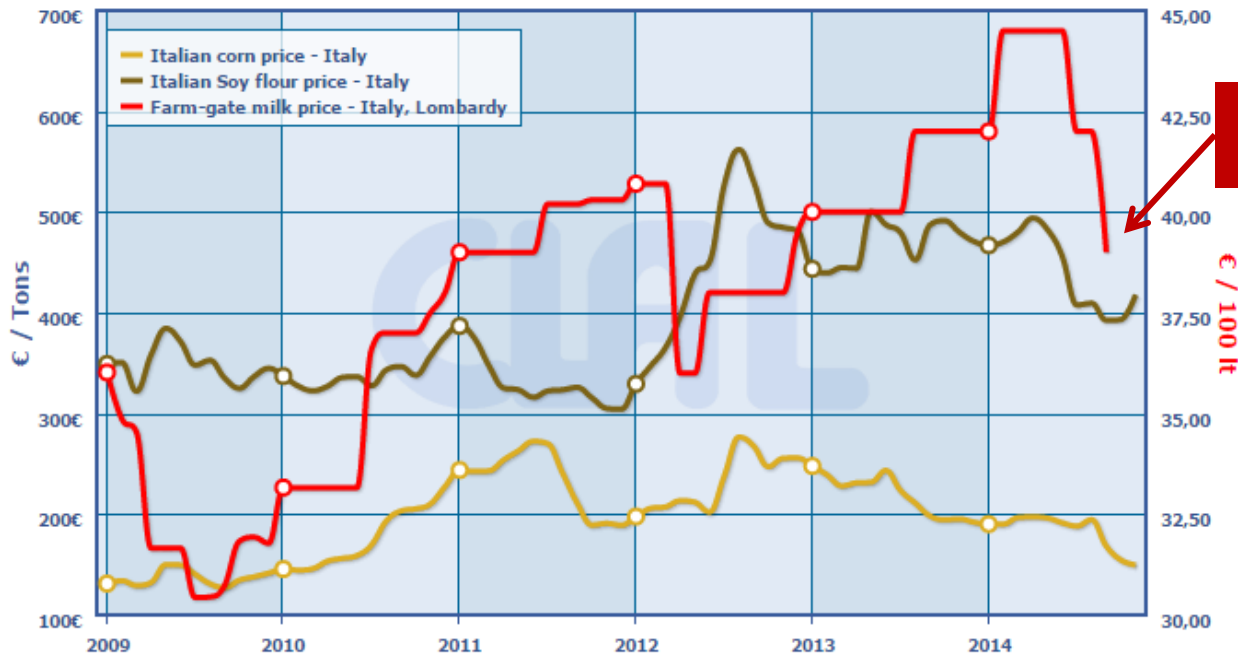
▶ National Corn and Soy prices as listed by the Milan Chamber of Commerce, in comparison with the Farm-gate milk price:

- ▶ Italian Corn: 145 ÷ 148 €/ton (-2 € from last month)
- ▶ Italian Soy flour: 407 ÷ 408 €/ton (-12 € from last month)



Historical comparative overview between Italian Corn and Soy Flour price with the Farm-gate Milk price

Processed by CLAL



Farm-gate milk
Italy (Lombardy)
November 38.50 € / 100 lt